

SOUTH DAKOTA BOARD OF REGENTS

FACTBOOK

FISCAL YEAR 2024



BLACK HILLS
STATE UNIVERSITY



DAKOTA STATE
UNIVERSITY



NORTHERN
STATE UNIVERSITY



SOUTH DAKOTA
MINES



SOUTH DAKOTA
STATE UNIVERSITY



UNIVERSITY OF
SOUTH DAKOTA



SD School for the Blind
and Visually Impaired



SDSD
South Dakota Services for the Deaf
Partners in Education for Children who are Deaf & Hard of Hearing

TABLE OF CONTENTS

GOVERNANCE

Executive Director Report	3
Board Members	4
Institutional Profiles	6

ACCESS AND AFFORDABILITY

2023 Fall Headcount	15
Student Profile by University	17
Transfer Students	17
Postsecondary Readiness	18
Scholarship Opportunities	19
Financial Aid	20
Student Loans	21

ACADEMIC EXCELLENCE

Academic Completion and Retention	23
Licensure and Certifications	24
Program Accreditation	25
Total Degrees Awarded	26

WORKFORCE AND ECONOMIC DEVELOPMENT

Workforce Development	29
Placement and Outcomes of Graduates	29
Teacher Education	30
Nursing Education	32
Governor's Research Center	34
Grants and Contracts	35

COMPETITIVENESS

Tuition and Fees	36
Cost of Attendance	39
Regional Comparison Tuition and Fees	44
University Faculty	44
Student-Faculty Ratio	45

FINANCIAL HEALTH

General Fund Expenditures	46
All Funds by Fund Source	46
Operating Budgets	47
Budgeted Salaries	52
General Fund Support Per Student	54
Educational Appropriations	54
Maintenance and Repair	55
Campus Housing Utilization	56
Auxiliary System Debt	58
South Dakota Building Authority Support	59

EXECUTIVE DIRECTOR REPORT



In 2023, South Dakota's public universities and special schools had a remarkable year. Our institutions accepted more students, increased student retention, and saw a higher number of graduates choosing to stay and work in our state. We are proud of the work our schools do and grateful for the statewide support they receive.

AFFORDABILITY

Again this year, our South Dakota public university students saw no increases in tuition and fees. This is due to a great partnership between lawmakers and our institutions. I want to thank our lawmakers for their continued support of our students and commend our universities for absorbing over \$7 million on our campuses to make this collaboration a real freeze. Despite the drastic inflation, our universities have only increased prices by a total of 1.1% over the past four years, which has significantly benefited our students and enhanced our competitiveness within the region.

ENROLLMENT

This year, we are proud to welcome the largest incoming class of first-time freshmen in the past decade. We are thrilled to see so many students choosing our universities for their higher education journey, which is excellent news for our schools and our state. The fall 2023 first-time freshmen totaled 5,341 students, which is a 2.6 percent increase from a strong 2022 class, which had already increased over 6% from the 2021 class. Across our six universities, the overall student body now equals 34,370, which is a 2.0 percent increase from the previous fall. Such data shows that our efforts are working, and our state's public higher education system is thriving.

EFFICIENCY

Our system is constantly striving for efficiency and improving its organizational effectiveness. For instance, this year, we centralized our human resources departments and implemented a uniform classification and compensation system. Additionally, our system is in the middle of developing a strategic framework to identify and inform decision making around future opportunities and vulnerabilities at our six universities in South Dakota. Our efforts to improve efficiency and effectiveness are in continuation of actions like our Strategic Plan and the 2019 Legislative Senate Bill 55 Taskforce.

NEW BOARD MEMBERS AND UNIVERSITY PRESIDENT

In 2023, our Board of Regents welcomed five new members - Judy Dittman, Randy Frederick, James Lochner, Doug Morrison, and Randy Rasmussen. We are grateful for their dedication and hard work toward improving our higher education system. You can find their detailed biographies on the next page. We said farewell to Laurie Nichols, president of Black Hills State University, and welcomed Steve Elliott as the new BHSU president. Steve joins us from Wayne State College in Nebraska, and we are excited to have him and his family in South Dakota.



Nathan Lukkes
Executive Director & CEO

MEET THE BOARD

THE SOUTH DAKOTA BOARD OF REGENTS MEMBERS




Tim Rave, *President*

(Baltic, SD) Tim Rave is the president and CEO of the South Dakota Association of Healthcare Organizations. He served in both chambers of the South Dakota Legislature, first in the House of Representatives from 2003-11, where he became Speaker of the House, and later in the Senate from 2011-15, where he was the majority leader. Rave attended South Dakota State University and graduated from the University of Sioux Falls. Appointed by Governor Noem in 2021, his term will expire in 2027.



Jeff Partridge, *Vice President*

(Rapid City, SD) Jeff Partridge is the president of Partridge Financial Services. He served on the Rapid City Common Council from 2003-05, including a term as the council's vice president. Partridge was on the legislature's budget-setting Joint Appropriations Committee for six years, while serving terms in the House of Representatives from 2015-17 and in the Senate from 2017-21. He is a graduate of Augustana University. Appointed by Governor Noem in 2021, his term will expire in 2027.



Douglas Morrison, *Secretary*

(Sioux Falls, SD) Doug Morrison is currently the Director of Data Services for the Sioux Falls School District. Prior to that, he had a 30-year career at Citibank, where he served as CFO. He served as director of the Federal Reserve Bank of Minneapolis from 2003 to 2006. He has also served on the Sioux Falls School Board from 2008 to 2017. He is a certified public accountant and a certified management accountant. He graduated from the University of South Dakota with a degree in accounting. He is the co-founder of the Sioux Falls Hope Coalition, a nonprofit that provides preschool opportunities for underserved children. Appointed by Governor Noem in 2023, his term will expire in 2025.



Brock Brown

(Lake Norden, SD) Brock Brown is enrolled in the Juris Doctor program at the University of South Dakota Knudson School of Law, which he plans to complete in May 2025. At USD Law, Brown serves as the 1L SBA Class President and on the Federalist Society Board. In 2022, Brown completed his undergraduate education at South Dakota State University in political science and history. While at SDSU, Brown was the Residence Hall Association President, Students' Association Senator, Students' Association Executive Board Member, and South Dakota College Republicans Chairman. Appointed by Governor Noem in 2020 and reappointed in 2022, his term will expire in 2024.



Judy Dittman

(Madison, SD) Dr. Judy Dittman began her career as a K-10 physical education teacher in the Newell Independent School District before becoming an instructor of health and physical education, as well as the head women's basketball and softball coach at Dakota State University. After 34 years of teaching at both the University of Iowa and Dakota State University, Dr. Dittman became the Dean of the College of Education at DSU. Since 2013, she served as the Provost and Vice President for Academic Affairs, a professor of physical education and exercise science, the assistant to the president of special programs, and the Dean of the College of Arts and Sciences at DSU. Dr. Dittman retired in 2020. Appointed by Governor Noem in 2023, her term will expire in 2029.



Randy Frederick

(Hayti, SD) Randy Frederick is an ag operator. He served for 12 years in the South Dakota State Legislature and was the Chairman of the Senate Appropriations Committee for six years. He was also a member of Governor Rounds' transition team and a Legislative Task Force Member. Appointed by Governor Noem in 2023, his term will expire in 2029.



James Lochner

(Dakota Dunes, SD) Jim Lochner served as Chief Operations Officer of Tyson Foods from 2009 until he retired in 2014. Prior to that, he was given responsibility for Tyson's Fresh Meat Business in 2001. Lochner also served on executive committees with various trade organizations, including the American Meat Institute and National Cattlemen's Beef Association. He lives in Dakota Dunes and graduated from the University of Wisconsin-Madison with bachelor's and master's degrees in meat and animal science. Appointed by Governor Noem in 2023, his term will expire in 2027.



Randy Rasmussen

(Vemilion, SD) Randy Rasmussen worked in the family business for many years and has had the pleasure of interacting with employees, students, and family members of the University of South Dakota community. Rasmussen graduated from the University of South Dakota with a bachelor's degree in accounting and from Grand Canyon University with a master's degree in business administration. He is currently the payroll supervisor for HoChunk, Inc. Appointed by Governor Noem in 2023, his term will expire in 2028.



Pam Roberts

(Pierre, SD) holds a bachelor's degree in commercial economics from South Dakota State University. She retired in 2013 after a career in senior leadership roles, including Secretary of Labor, Commissioner of Personnel, and Chief of Operations, in the administrations of governors Janklow, Mickelson, Miller, Rounds, and Daugaard. Roberts and her husband, Clay, operate their family's ranch in Stanley and Lyman counties. Appointed by Governor Daugaard in 2016, her term will expire in 2028.



Nathan D. Lukkes, SDBOR Executive Director and CEO

(Pierre, SD) Nathan Lukkes is the Executive Director and CEO of the South Dakota Board of Regents. Lukkes has been a part of the Board of Regents since 2014, beginning as the System Assistant Vice President for Research and Economic Development and later becoming Chief of Staff and General Counsel. He was born, raised, and educated in South Dakota, growing up in Tyndall, SD, attending South Dakota State University, the University of South Dakota, and later graduating from the University of South Dakota School of Law.



BLACK HILLS STATE UNIVERSITY

Steve Elliott, President

ABOUT

BLACK HILLS STATE UNIVERSITY (BHSU) IS A REGIONAL COMPREHENSIVE UNIVERSITY SERVING ITS GEOGRAPHIC REGION'S EDUCATIONAL AND PROGRAMMING NEEDS. BHSU offers a large number of undergraduate degrees and limited graduate-level programs, as is typical with regional universities.

Black Hills State University provides degree programs in the liberal arts and sciences, education, business, and technology. The BHSU Center for American Indian Studies offers opportunities to research and study the history, culture, and language of the Indians of North America and South Dakota.

ENROLLMENT: 3,475

RESIDENT STUDENTS: 2,337

NONRESIDENT STUDENTS: 1,138

UNDERGRADUATE DEGREES AWARDED: 451

GRADUATE DEGREES AWARDED: 59

TOP GRADUATING PROGRAMS, UNDERGRADUATE

- 1 BUSINESS ADMINISTRATION
- 2 ELEMENTARY EDUCATION
- 3 BIOLOGY
- 4 EXERCISE SCIENCE
- 5 HUMAN SERVICES

STUDENTS

Black Hills State University serves traditional, part-time, and nontraditional students. Many students attending BHSU are first-generation, low-income students or balancing their education with work and family. To accommodate all students, BHSU provides a rich campus experience for residential students and offers many courses and programs through distance education to support students who are part-time or have additional responsibilities.

Moving forward, BHSU will continue to implement policies and practices that are part-time student-friendly with an emphasis on the economic and academic needs of the region.

Located in Spearfish, BHSU serves western South Dakota and the surrounding states. Primary recruitment emphasis is in the Black Hills area, eastern Wyoming, northern Colorado, western Nebraska, and western North Dakota.

SIGNIFICANT PARTNERSHIPS

Black Hills State University has several significant partnerships resulting in established Centers or focused outreach efforts.

- Sanford Underground Research Laboratory
- South Dakota CEO (Women's Business Center)
- Crazy Horse Memorial and the Indian University of North America
- Ellsworth Air Force Base

BLACK HILLS STATE UNIVERSITY - RAPID CITY

BHSU provides administrative oversight and general operations to the higher education center in Rapid City, and offers approximately 80 percent of all courses. Recently, the West River Health Science Center was approved as a partnership between BHSU and SDSU to provide expanded nursing education to the Rapid City area.



DAKOTA STATE
UNIVERSITY

José-Marie Griffiths, President



ABOUT

DAKOTA STATE UNIVERSITY (DSU) IS A SPECIAL FOCUS UNIVERSITY WITH A HIGH CONCENTRATION OF DEGREES IN STEM FIELDS. DSU offers undergraduate and graduate programs within its focus area and maintains a research commitment within the principal areas of study.

The primary purpose of DSU is to provide instruction in STEM fields, such as computer management, computer information technologies, cyber security, education with an emphasis in computer and technology systems. The secondary objective is to offer two-year, one-year, and short courses for application and operator training.

DSU's emerging research is propelling the workforce, economy, and student experience. The university is committed to supporting and conducting research in areas of current, emerging, and future computing and information technologies. Their actions in cyber security will protect and advance our state and country.

TOP GRADUATING PROGRAMS, UNDERGRADUATE

- 1 CYBER OPERATIONS
- 2 COMPUTER SCIENCE
- 3 NETWORK & SECURITY ADMINISTRATION
- 4 DIGITAL ARTS AND DESIGN
- 5 ELEMENTARY EDUCATION

STUDENTS

Many students who attend Dakota State University pursue highly technical degrees with a broad focus in current and emerging computing and information technologies/cyber security that emphasize innovation, leadership, application, and research. While DSU serves as a primary university in the STEM field, it also meets a workforce need in education. To accommodate the diverse student needs, the university offers courses and programs through various delivery models and scheduling options designed to accommodate the unique needs of its learners.

DSU offers specialized degrees to students from across the United States and beyond. DSU is the computing and information technologies and cyber security leader for the state of South Dakota and a recognized leader across the United States.

ENROLLMENT: 3,509

RESIDENT STUDENTS: 2,149

NONRESIDENT STUDENTS: 1,360

UNDERGRADUATE DEGREES AWARDED: 424

GRADUATE DEGREES AWARDED: 160

RESEARCH & DEVELOPMENT

As a special focus university with an emphasis in Computing and Information Technologies (CIT), Cyber Security, and all potential applications, DSU conducts three types of research:

- Faculty-driven discipline-specific research resulting in discovery, creativity, or innovation
- Collaborative or problem-driven applied research in all CIT/Cyber Security areas through the Madison Cyber Labs(MadLabs®)
- Highly specialized research in support of national security and defense through DSU's Applied Research Labs (ARL)

All three research types involve undergraduate and graduate students to the extent possible. The research activities of the MadLabs® and ARL drive innovation, workforce development, and economic development for South Dakota.



N
NORTHERN
 STATE UNIVERSITY
 Neal Schnoor, President



ABOUT

NORTHERN STATE UNIVERSITY (NSU) IS A REGIONAL COMPREHENSIVE UNIVERSITY SERVING ITS GEOGRAPHIC REGION'S EDUCATIONAL AND PROGRAMMING NEEDS.

NSU offers graduate and undergraduate programs, promotes excellence in teaching, supports research and creative activities; while providing service to the state of South Dakota, the region, and the nation.

While located in Aberdeen, the university specializes in HyFlex delivery of university curriculum and services. Northern also houses the Center for Statewide E-learning, providing equitable access to quality secondary education content courses for students across the state of South Dakota—in many locations where teacher shortages preclude adequate content delivery. Northern serves the public good as a vibrant hub for education and entrepreneurship, workforce and economic development, arts and culture, health and wellness, athletics, and community engagement.

TOP GRADUATING PROGRAMS, UNDERGRADUATE

- 1 ELEMENTARY EDUCATION
- 2 HUMAN PERFORMANCE
- 3 ACCOUNTING
- 4 BIOLOGY
- 5 BUSINESS ADMINISTRATION

STUDENTS

Northern State University plays a unique role in serving undergraduate, graduate, and lifelong learners of all ages. In addition, NSU educates high school learners through E-Learning, dual credit and concurrent enrollment courses. Northern is recognized for its mission-driven expertise in E-learning and HyFlex Delivery, and delivers quality programs through various flexible models and scheduling options designed to accommodate students' needs.

Northern serves traditional students and has a residential campus providing comprehensive services and activities. Students value the personalized attention of faculty and support services staff to enhance retention and degree completion.

ENROLLMENT: 3,521

RESIDENT STUDENTS: 2,882 | NONRESIDENT STUDENTS: 639

UNDERGRADUATE DEGREES AWARDED: 341

GRADUATE DEGREES AWARDED: 113

SIGNIFICANT PARTNERSHIPS

CENTER FOR STATEWIDE E-LEARNING

The center serves South Dakota's K-12 students through distance delivery of DDN/internet-based and online high school courses. The center delivers courses, including advanced placement (AP), that students in rural areas would otherwise have no opportunity to take.

SOUTH DAKOTA SCHOOL FOR THE BLIND AND VISUALLY IMPAIRED

SDSBVI is on Northern's campus and the University and School partner to provide real-world learning experiences for NSU students to teach visually impaired students. The School provides valuable input and resources for NSU's special education program and especially its MEd in SPED with a specialization in visual impairment.

HURON COMMUNITY CAMPUS

NSU is the only university offering programs at Huron Community Campus. Northern offers a master's in Teaching and Learning to cohorts of area teachers and a rotation of general education courses that build into associate and bachelor degrees.

RURAL INNOVATION NETWORK

In 2021, the Center on Rural Innovation (CORI), with funding from Land O'Lakes, Inc., selected Northern State University and Aberdeen to undertake a year of study to create a tech entrepreneurship ecosystem. The university launched the Northern Innovation and Startup Center in 2023 with \$1.5 million in funding.



**SOUTH
DAKOTA
MINES**

James Rankin, President

ABOUT

SOUTH DAKOTA MINES (SDM) IS ONE OF THE NATION'S LEADING ENGINEERING, SCIENCE, AND TECHNOLOGY UNIVERSITIES.

Mines develops world-class leaders in science, technology, engineering, and mathematics (STEM) disciplines. Its purpose is to educate scientists and engineers who address global challenges, innovate others to reach their creative potential, and engage in partnerships to transform society.

Mines offers bachelor's, master's, and doctoral degrees and a best-in-class education at an affordable price. For these reasons, South Dakota Mines is ranked among the best engineering schools in the country for return on investment. The university has 97% student placement rate within their field of study in industry or graduate school, including medical school.

ENROLLMENT: 2,494

RESIDENT STUDENTS: 1,040

NONRESIDENT STUDENTS: 1,454

UNDERGRADUATE DEGREES AWARDED: 378

GRADUATE DEGREES AWARDED: 148

TOP GRADUATING PROGRAMS, UNDERGRADUATE

- 1 MECHANICAL ENGINEERING
- 2 CHEMICAL ENGINEERING
- 3 CIVIL ENGINEERING
- 4 INDUSTRIAL ENGINEERING / ENGINEERING MGMT
- 5 COMPUTER AND INFORMATIONAL SCIENCES

STUDENTS

South Dakota Mines is a residential campus with a majority of in-person classes to promote hands-on learning. The university serves both traditional and non-traditional students at all academic levels. Mines includes students from nearly every state in the nation. In addition, international students hail from over 40 countries.

RESEARCH & DEVELOPMENT

Mines faculty and students are continually pushing the boundaries of human knowledge. Students at every academic level, from first-year students to post-doctorates, have access to hands-on, collaborative research at the cutting edge of science and engineering. Mines is at the forefront of medical research, robotics and artificial intelligence, environmental protection, critical mineral resource extraction, space exploration, and much more.

Research funding emerges through organizations like NASA, the National Science Foundation, the Department of Defense, the Department of Energy, the National Institutes of Health, and many others. Mines also collaborates on research projects with other state universities, including South Dakota State University, the University of South Dakota, Dakota State University, and Black Hills State University.

Faculty and students are involved in every aspect of world-class research at the Sanford Underground Research Facility (SURF) in Lead, South Dakota, where scientists gain a better understanding of the nature of the universe.

Mines has a long track record of turning university innovation into successful businesses. The university fosters a robust ecosystem of entrepreneurship that nurtures excellent ideas and turns them into thriving companies.



**SOUTH DAKOTA
STATE UNIVERSITY**

Barry Dunn, President



RESEARCH & DEVELOPMENT

As part of its land-grant mission, South Dakota State University has a robust research enterprise including, but not limited to, the South Dakota Agricultural Experiment Station and SDSU Extension, which provides a connection for scientists and South Dakota residents, taxpayers and producers. SDSU is strongly committed to extending its research discovery and best practices to producers and consumers across the state and region.

Students participate in rigorous land-grant university research to gain hands-on research experience and develop leadership skills to drive innovation in the private and public sectors.

UNIQUE OFFERINGS

AGRICULTURAL EXPERIMENT STATION (STATEWIDE)

SDSU's research mission is to find solutions to current problems surrounding the environment, food production, nutrition and economics, as well as identify opportunities for the future. In addition to enhancing the quality of life in our state, SDSU's research directly supports the teaching programs offered by the College of Agriculture, Food and Environmental Sciences, the College of Education and Human Sciences, the College of Arts, Humanities and Social Sciences, the College of Natural Sciences and the educational programs delivered by SDSU Extension.

COOPERATIVE EXTENSION (STATEWIDE)

As a cornerstone of SDSU's land-grant university mission, SDSU Extension empowers citizens to be more competitive and successful in our growing global economy through education and technical training or assistance. Its purpose is to foster a learning community environment that empowers citizens to advocate for sustainable change that will strengthen agriculture, natural resources, youth, families and the communities of South Dakota.

ABOUT

SOUTH DAKOTA STATE UNIVERSITY (SDSU) IS A RESEARCH UNIVERSITY OFFERING VARIOUS UNDERGRADUATE, GRADUATE AND PROFESSIONAL PROGRAMS, INCLUDING ABUNDANT RESEARCH OPPORTUNITIES. SDSU's basic and applied research and creative scholarly activities support a vibrant South Dakota economy, including analytical support for state and regional economic development initiatives.

Located in Brookings, SDSU is designated as South Dakota's land-grant university and is challenged to drive real solutions to dynamic challenges through research-based discovery and innovation. SDSU's fundamental assets for fulfilling its land-grant research mission are stable, talented faculty and modern, reliable facilities and specialized equipment.

SDSU provides undergraduate and graduate programs in liberal arts and sciences and professional education in agriculture, education, engineering, home economics, nursing and pharmacy.

ENROLLMENT: 11,505

RESIDENT STUDENTS: 6,391

NONRESIDENT STUDENTS: 5,114

UNDERGRADUATE DEGREES AWARDED: 2,014

GRADUATE DEGREES AWARDED: 450

TOP GRADUATING PROGRAMS, UNDERGRADUATE

- 1 NURSING
- 2 ANIMAL SCIENCES
- 3 BUSINESS ECONOMICS
- 4 PSYCHOLOGY
- 5 MECHANICAL ENGINEERING



Sheila Gestring, President

RESEARCH & DEVELOPMENT

The University of South Dakota is home to expert faculty, robust facilities and innovative centers committed to research activity.

USD's basic and applied research and creative scholarship efforts support a vibrant South Dakota economy, including analytical support for state and regional economic development initiatives. The university's faculty, staff and students generate knowledge that has real-world impact on our local and global communities.

UNIQUE OFFERINGS

SANFORD SCHOOL OF MEDICINE

The Sanford School of Medicine is the only public medical school in South Dakota. The school provides nationally recognized medical education and research with an emphasis on rural medicine.

KNUDSON SCHOOL OF LAW

The Knudson School of Law is the only public law school in South Dakota. The school prepares lawyers and judges for the federal, state, and tribal justice systems.

UNIVERSITY OF SOUTH DAKOTA – SIOUX FALLS

USD – Sioux Falls (USD – SF) is a non-residential satellite site of USD that expands opportunities for students and supports the workforce of South Dakota. USD – SF offers programs in nursing, business, health sciences, education and more, with degrees ranging from associate to doctorate. The USD – SF campus serves as a health sciences hub and is home to the Center for the Prevention of Child Maltreatment and the Center for Rural Health Improvement.

DISCOVERY DISTRICT AND GEAR CENTER

The Discovery District and the Graduate Education and Applied Research (GEAR) Center exist as part of a public/private research park in Sioux Falls.

ABOUT

THE UNIVERSITY OF SOUTH DAKOTA (USD) IS A RESEARCH UNIVERSITY OFFERING VARIOUS UNDERGRADUATE, GRADUATE, AND PROFESSIONAL PROGRAMS, INCLUDING ABUNDANT RESEARCH OPPORTUNITIES. As the flagship institution of the state university system, USD has a legacy of serving South Dakota through excellent teaching, innovative research and effective service.

USD's academic programs span the arts and sciences, business, education, fine arts, health sciences, law and medicine. Designated as South Dakota's liberal arts university, USD provides an enriching and well-rounded education for our students – preparing them to be adaptable leaders and lifelong learners.

USD is the largest provider of graduate education in the state and is the only university in South Dakota offering professional degree programs in law, audiology, physical therapy, occupational therapy, physician assistant studies and medicine.

ENROLLMENT: 9,868

RESIDENT STUDENTS: 6,265

NONRESIDENT STUDENTS: 3,603

UNDERGRADUATE DEGREES AWARDED: 1,2898

GRADUATE DEGREES AWARDED: 792

TOP GRADUATING PROGRAMS, UNDERGRADUATE

- 1 NURSING
- 2 PSYCHOLOGY
- 3 HEALTH SCIENCES
- 4 BUSINESS ADMINISTRATION
- 5 KINESIOLOGY AND SPORT MANAGEMENT



SD School for the Blind and Visually Impaired

Jessica Vogel, Superintendent

ABOUT

THE SOUTH DAKOTA SCHOOL FOR THE BLIND AND VISUALLY IMPAIRED IS A K-12 ACCREDITED SCHOOL BY THE SOUTH DAKOTA DEPARTMENT OF EDUCATION THAT SUPPORTS CHILDREN WITH VISUAL IMPAIRMENTS TO ACCESS EDUCATIONAL RESOURCES TO PREPARE THEM FOR LIFE. Established

over a century ago, the school has a long-proven commitment to developing and using the best instructional practices and accommodations to educate students (up to age 21) who are blind and visually impaired. Students, public schools, and families across the state rely on SDSBVI to introduce new technologies, share curriculum developments, and train others on relevant teaching methods.

SDSBVI outreach vision consultants serve children with vision loss, parents, and teachers across South Dakota. Consultants provide on-site technical assistance, educational material, and individualized educational planning to public schools and in the homes of families with young children.

BY THE NUMBERS 2022-23

204 STUDENT SERVED THROUGH OUTREACH

25 ON CAMPUS STUDENTS

30 SUMMER SESSIONS

ACADEMIC PROGRAMMING

1. RESIDENTIAL PROGRAM: Residential placement is provided to families where distance makes a daily commute unfeasible, or the child would receive educational benefit in the residential setting. Residential housing is considered and reviewed based on student's needs.

2. DIRECT SERVICES: SDSBVI offers direct services during the regular school year and during summer sessions. Students served on campus in Aberdeen during the school year receive academic instruction including special education and the expanded core curriculum skills and concepts.

3. OUTREACH PROGRAM: Children living in the state of South Dakota who have been professionally identified as blind, visually impaired, or deaf-blind may be eligible for consultation services through the SDSBVI Outreach Program. These no-cost services can continue until graduation or at the completion of the qualified age limit.

4. STUDENT EVALUATIONS: External evaluations are available for educational agencies that serve students who are blind, visually impaired, or deaf-blind. These evaluation services include initial evaluations, three-year re-evaluations, and on an as-needed basis. Evaluations provide eligibility determination information, student-specific recommendations, and educational resources.

5. TRANSITION SERVICES: Transition services focus on efforts with the local school district and families to develop and implement transitional and educational services as the student enters adulthood, 18 – 21. The Learning to be Equipped for Adulthood Program (L.E.A.P.) provides students an opportunity to develop skills from a secondary educational setting into a postsecondary environment, with a focus on real-life practice and application.



SDSD

South Dakota Services for the Deaf
Partners in Education for Children who are Deaf & Hard of Hearing

Kami Van Sickle, Director

ABOUT

THE SOUTH DAKOTA SERVICES FOR THE DEAF (SDSD) WAS ESTABLISHED IN 1880 AND CONTINUES TO PROVIDE EDUCATIONAL AND SUPPORT SERVICES TO STUDENTS WHO ARE DEAF AND HARD OF HEARING.

SDSD's mission is to be a partner in educational success for children from birth through high school graduation (or up to age 21). SDSD serves as a resource by providing informed, evidence-based consultation to families, schools, and educational teams statewide, including both screening and diagnostic audiology services, and multidisciplinary evaluations.

SDSD's current focus is statewide outreach programs supporting students, parents, and educators in school and home environments. In 2009, SDSD shifted to an all Outreach Program for students who are deaf and hard of hearing, expanding educational support services to public and private schools and daycares for South Dakota students, families, and educators. In addition to outreach, SDSD provides on-site clinical audiology services in Sioux Falls and Rapid City.

BY THE NUMBERS 2022-23

617 CLIENTS SERVED
112 AGES 0-5 | 505 AGES 6-21

2,578 SOUTH DAKOTANS EDUCATED BY SDSD

22,296 HEARING SCREENINGS

ACADEMIC PROGRAMMING

1. AUDIOLOGY SERVICES

SDSD has licensed and certified pediatric audiologists and audiology assistants. Audiology services are provided as a state-funded program, at no cost to families and school districts. Any child from birth through high school graduation who resides in South Dakota has access to SDSD audiology services. Services are provided at the SDSD on-site clinics in Sioux Falls and Rapid City or off-site with the audiology screening teams.

2. OUTREACH SERVICES

Children living in the state of South Dakota who have been professionally identified as deaf or hard of hearing are eligible for services through the SDSD Outreach Program upon request. Services can continue until a student graduates from high school. All services can be requested by parents, guardians, local educational agencies, or other service and medical providers and are provided at no cost.

3. STUDENT EVALUATIONS

SDSD can provide multidisciplinary evaluations for school districts and local education agencies serving children identified as deaf or hard of hearing at no cost. Multidisciplinary evaluation services include initial evaluations, three-year re-evaluations, and on an as-needed basis. Evaluations provide eligibility determination information, student-specific recommendations, and educational resources. To be evaluated by SDSD, a child must be an SDSD Outreach Program client.

ACCESS AND AFFORDABILITY



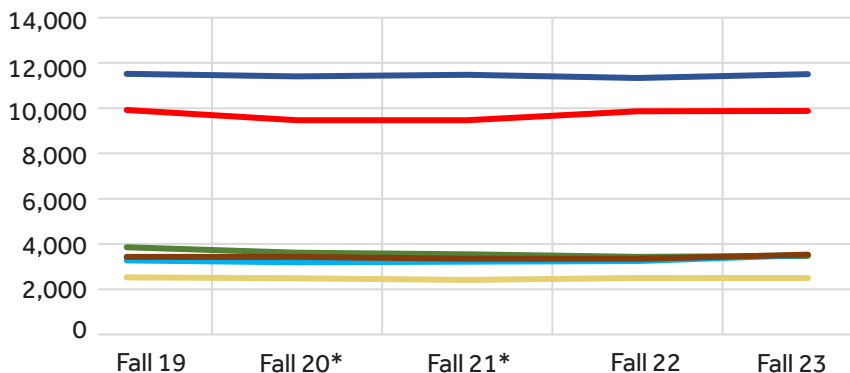
This fall, the state's public university student count is up two percent, marking the second consecutive year of enrollment growth for the system. In addition to headcount, two critical measures are student full-time equivalence (FTE), the number of calculated full-time students, and the student-generated credit hours (SGH). These two measures are the best indicators of the health of the system.

Several initiatives are currently underway to achieve growth in enrollments across the state of South Dakota.

1. Increase the value of post-secondary education
2. Facilitate pathways for career opportunities

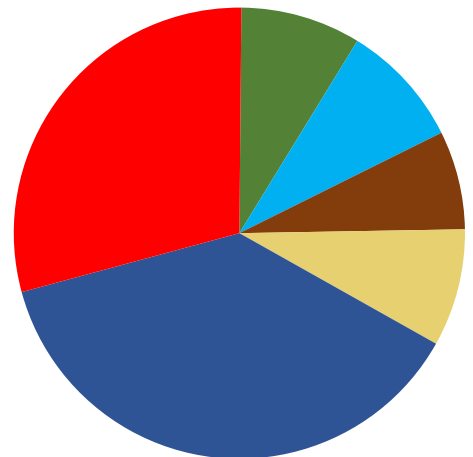
Headcount Enrollment Trends

Fall 2019 - Fall 2023



*COVID-19 impacted years

FTE Enrollment by Campus SGH Registered Credits by Campus



- **BHSU** (2,104.6 FTE / 31,349 SGH)
- **DSU** (2,172.9 FTE / 31,839 SGH)
- **NSU** (1,725.4 FTE / 25,381 SGH)
- **SDM** (2,056.7 FTE / 30,269 SGH)
- **SDSU** (9,190.0 FTE / 136,834 SGH)
- **USD** (7,164.8 FTE / 105,318 SGH)

FALL HEADCOUNT

Enrollments are as of the fall census date. Students are counted as a unique headcount for every institution attended, even if enrolled for a single course. Students enrolled in zero credit program sustaining courses are included because they were using services related to a degree in progress.

Fall Total Headcount Enrollment

	BHSU	DSU	NSU	SDM	SDSU	USD	System	Annual % Change
2019	3,858	3,268	3,427	2,529	11,518	9,920	34,520	-3.41%
2020	3,608	3,186	3,431	2,477	11,405	9,459	33,566	-2.76%
2021	3,539	3,219	3,340	2,418	11,465	9,464	33,445	-0.36%
2022	3,425	3,241	3,344	2,493	11,331	9,856	33,690	0.73%
2023	3,475	3,509	3,521	2,494	11,505	9,868	34,372	2.02%

FULL-TIME EQUIVALENT ENROLLMENTS

Enrollments are as of fall census date and are rounded to whole numbers. Semester full-time equivalent (FTE) is based on 15 credit hours for undergraduates, 12 credit hours for master's and doctoral degrees, 13.3 for nursing, 15 credits for law, 17.3 for pharmacy, and 129 credits for medicine. FTE total may not be exact due to rounding.

Fall Total Full-Time Equivalent Enrollment

	BHSU	DSU	NSU	SDM	SDSU	USD	System	Annual % Change
2019	2,521	2,063	1,817	2,156	9,403	7,344	25,304	-3.02%
2020	2,357	2,046	1,770	2,040	9,249	7,125	24,586	-2.84%
2021	2,229	1,978	1,750	2,013	9,059	6,935	23,964	-2.53%
2022	2,114	1,990	1,681	2,041	9,048	7,045	23,920	-0.19%
2023	2,105	2,173	1,725	2,056	9,190	7,165	24,414	2.07%

FIRST-TIME UNDERGRADUATE STUDENTS

Student counts include students who began the fall semester as a first-time freshman. Transfer, continuing, high school, and special students (not degree seeking) were excluded.

First-Time Headcount

	BHSU	DSU	NSU	SDM	SDSU	USD	System
2022	481	372	299	538	2,192	1,326	5,208
2023	489	395	319	496	2,275	1,367	5,341
Annual % Change	1.7%	6.2%	6.7%	-7.8%	3.8%	3.1%	2.6%

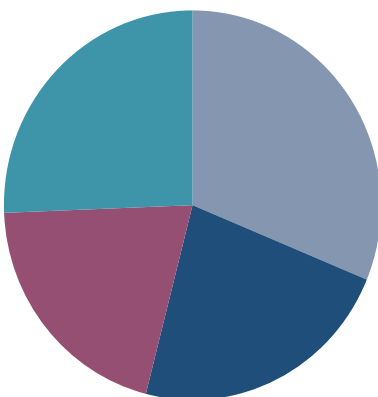


STUDENT ACADEMIC CLASSIFICATION BY UNIVERSITY

Headcount | Fall 2023

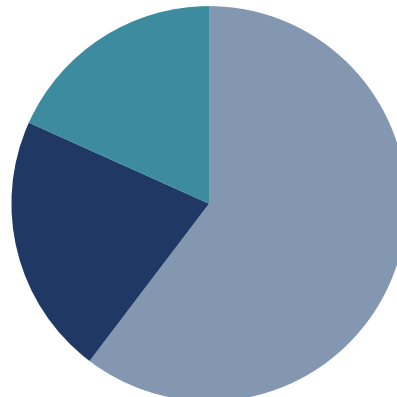
Undergraduate Students	BHSU	DSU	NSU	SDM	SDSU	USD	System
Freshman	712	611	421	532	2,715	1,617	6,608
Sophomore	425	351	278	485	2,022	1,247	4,808
Junior	378	396	236	448	1,734	1,120	4,312
Senior	420	604	304	578	2,259	1,255	5,420
Non-Degree Seeking*	1,344	989	1,693	129	1,379	1,856	7,390
Total Undergraduates	3,279	2,951	2,932	2,172	10,109	7,095	28,538

Graduate Students	BHSU	DSU	NSU	SDM	SDSU	USD	System
Masters	109	273	237	191	840	1,259	2,909
Doctorate	-	236	-	107	237	451	1,031
First-Professional	-	-	-	-	241	640	881
Non-Degree Seeking*	87	49	352	24	78	423	1,013
Total Graduates	196	558	589	322	1,396	2,773	5,834



DEGREE SEEKING UNDERGRADUATES

- Freshmen
- Sophomore
- Junior
- Senior



DEGREE SEEKING GRADUATES

- Masters
- Doctorate
- First-Professional

*Non-Degree Seeking students are not pursuing a degree at the course university. This includes but is not limited to: dual-enrolled high school students, students enrolled in courses outside of their home university, students only seeking certificates, student enrolled in continuing education courses, and students enrolled in courses but not yet admitted to a degree granting program.

STUDENT PROFILE BY UNIVERSITY

Residency, Gender, Ethnic Origin | Fall 2023

	BHSU	DSU	NSU	SDM	SDSU	USD	System	System Percent
Resident	2,337	2,149	2,882	1,040	6,391	6,265	21,064	61.3%
Non Resident	1,138	1,360	639	1,454	5,114	3,603	13,308	38.7%

	BHSU	DSU	NSU	SDM	SDSU	USD	System	System Percent
Female	2,215	1,279	2,200	589	6,422	6,186	18,891	55.0%
Male	1,259	2,230	1,319	1,886	5,079	3,682	15,455	45.0%
Not Reported	1	-	2	19	4	-	26	0.1%

	BHSU	DSU	NSU	SDM	SDSU	USD	System	System Percent
U.S. Nonresident	55	212	65	128	702	606	1,768	5.1%
Race/Ethnicity Unknown	308	96	46	109	292	238	1,089	3.2%
Hispanic of Any Race	141	159	135	138	327	443	1,343	3.9%
American Indian or Alaska Native	111	47	48	26	136	154	522	1.5%
Asian	26	104	52	40	150	138	510	1.5%
Black or African American	67	160	80	37	144	277	765	2.2%
Native Hawaiian or Pacific Islander	3	11	2	2	11	4	33	0.1%
White	2,700	2,619	3,008	1,951	9,503	7,717	27,498	80.0%
Two or More Races	64	101	85	63	240	291	844	2.5%
Total	3,475	3,509	3,521	2,494	11,505	9,868	34,372	

INCOMING TRANSFER STUDENTS

This year, BOR revised its transfer policy to improve students' ability to seamlessly move their earned credits between the state's public universities and technical colleges. The policy revisions include credit hours earned through the South Dakota Regental system, external accredited universities or colleges, and non-accredited universities or colleges.

Undergraduate Incoming Transfers Comparison

	BHSU	DSU	NSU	SDM	SDSU	USD	System
2022	164	210	67	69	462	296	1,268
2023	158	236	97	64	461	284	1,300
Annual % Change	-3.7%	12.4%	44.8%	-7.2%	-0.2%	-4.1%	2.5%

All Undergraduate Transfers | Fall 2023

	BHSU	DSU	NSU	SDM	SDSU	USD	System
Internal System Transfers	13	44	17	4	60	26	164
SD Technical Colleges	14	30	11	4	67	29	155
Other South Dakota Institutions	8	24	21	3	36	34	126
Outside Institutions	121	138	46	52	297	194	848
In Process	2	0	2	1	1	1	7
Total Transfers	158	236	97	64	461	284	1,300

POSTSECONDARY READINESS - HIGH SCHOOL STUDENTS

On average, South Dakota high schools graduate just under 9,000 students a year. While over 60% of graduates will continue to a postsecondary institution, approximately half of students continuing their education will enroll in a BOR institution, as shown in the first chart. The following two charts show that many high school students are capable of university-level academic work. Completing university-level courses while still in high school is one of the multiple ways that allow students to earn their degrees sooner and thus reduce the cost of higher education. The top courses enrolled by High School Dual Credit students, as seen in the bottom chart, are the top classes that help students get a head start on their college career.

SD High School Graduates and Postsecondary Education Enrollment

	SD HS Grads	Enrolled at Any Postsecondary Institution	% Enrolled at Any Postsecondary Institution	Enrolled in SDBOR System	% Enrolled in SDBOR System
2017-18	8,996	6,026	67.0%	2,910	32.3%
2018-19	8,960	5,859	65.4%	2,700	30.1%
2019-20	8,713	5,536	63.5%	2,524	29.0%
2020-21	8,899	5,606	63.0%	2,516	28.3%

Note: The data represents the number and percentage of high school graduates who enrolled in a postsecondary institution within 16 months of graduation.

High School Dual Credit Student Headcount

	BHSU	DSU	NSU	SDM	SDSU	USD
2019-20	838	360	893	43	860	1,370
2020-21	604	389	1,327	56	1,083	1,407
2021-22	746	483	1,335	71	1,213	1,624
2022-23	729	482	1,423	50	1,377	1,723

High School Dual Credit Student Generated Credit Hours

	BHSU	DSU	NSU	SDM	SDSU	USD
2019-20	5,507	1,487	4,928	344	4,423	7,886
2020-21	4,093	1,717	8,500	336	6,300	8,525
2021-22	4,805	2,034	8,668	418	6,975	9,539
2022-23	4,710	2,073	9,002	363	7,953	9,926

Top 10 Courses Enrolled by High School Dual Credit Students | Academic Year 22-23

Course Subject/Number	Course Title	Course Enrollments
CMST 101	Fundamentals of Speech	1715
MATH 114	College Algebra	1566
ENGL 101	Composition I	1098
PSYC 101	General Psychology	1046
MUS 100	Music Appreciation	771
POLS 100	American Government	590
SOC 100	Intro to Sociology	551
HIST 151	United States History I	424
ENGL 210	Intro to Literature	323
HIST 152	United States History II	313
Total Headcount Enrolled		8,397*

*Students are counted for each course they are enrolled in.

SCHOLARSHIP OPPORTUNITIES

Administered by BOR for 2022-23 Includes students from any SD institution

	# of Students	Total Awards	Average Award
¹ Critical Teaching Needs	16	\$126,600	\$7,913
² Dakota Corps Scholarship	137	\$1,333,849	\$9,736
³ Jumpstart Scholarship	7	\$9,000	\$1,286
⁴ Endowed Scholarships	4	\$3,750	\$938
⁵ Needs Based Scholarship Grant	297	\$212,666	\$716
⁶ Veterinary Tuition (ISU Agreement)	10	\$250,518	\$25,052
⁷ Veterinary Tuition (SDSU/UMN)	14	\$208,500	\$14,893

¹ One-year scholarship (renewable for a 2nd year) for Juniors and Seniors pursuing Education in Critical Need Teaching positions. Awardees must agree to work in SD for 5 years following graduation.

² Award is up to four-years covers 16 credits tuition and fees per term- students agree to work in South Dakota in a Critical Need Occupation for every year they received funding plus one year.

³ Available to students who graduated from a public SD high school in three-years or less and attend a South Dakota Institution.

⁴ Fowler, Scarborough, Bjugstad Scholarships

⁵ Based on Pell Eligibility, participating schools agree to a 3:1 match to students.

⁶ Students attending Iowa State University pursuing Veterinary Medicine can receive the difference between in-state and out-of-state tuition with an agreement to return to South Dakota to practice Veterinary Medicine.

⁷ Students may attend their first two years of the Doctor of Veterinary Medicine program at SDSU and then transfer to the UMN to complete their final two years of the program.

SD Opportunity Scholarship, Merit-Based for Fall Semester 2023

	New Fall 2023 Students	Continuing Students	Total Students	Total Funded
Black Hills State University	34	74	108	\$91,900
Dakota State University	63	155	218	\$182,450
Northern State University	50	106	156	\$131,750
South Dakota Mines	104	204	308	\$256,200
South Dakota State University	383	880	1,263	\$1,067,250
University of South Dakota	192	495	687	\$606,800
Augustana University	94	306	400	\$322,850
Dakota Wesleyan University	15	58	73	\$72,450
Lake Area Technical College	13	20	33	\$22,750
Mitchell Technical College	18	28	46	\$37,550
Mount Marty University	6	23	29	\$19,450
Southeast Technical College	26	27	53	\$37,700
University of Sioux Falls	30	106	136	\$118,700
Western Dakota Technical College	1	4	5	\$3,350
TOTAL	1,029	2,486	3,515	\$2,971,150

Note: During the 2023 Legislative Session: HB 1055 increased the award amount for new incoming students to \$1,500 for the first, second and third year and \$3,000 for the fourth year.

SD Freedom Scholarship Academic Year 2022 - 2023

Total BOR Students Awarded	1,131
Total Awarded by BOR Universities	\$4,058,407
Total Students Awarded	1,349
Total Awarded by Universities	\$4,758,707
Total Received from Freedom Scholarship	\$5,055,000

Note: **The Freedom Scholarship** requires students to commit in writing to live and work in South Dakota for three years after graduation. The scholarship is turned into a low-interest loan if that commitment is not met. (Data as of: October 31, 2023)





FINANCIAL AID

Financial aid includes grants, loans, and scholarships for the 2022-2023 Academic Year

FINANCIAL AID TYPE	BHSU	DSU	NSU	SDM	SDSU	USD	SYSTEM
PELL Grants	\$3,062,438	\$2,176,870	\$1,759,633	\$1,739,012	\$8,057,401	\$6,368,244	\$23,163,598
# of Students	671	484	378	355	1,731	1,375	4,967
SD Needs Based Grant	\$18,026	\$12,408	\$9,268	\$8,931	\$41,480	\$32,985	\$123,266
# of Students	19	29	10	11	18	38	126
Other Grants	\$539,866	\$329,617	\$469,253	\$252,392	\$1,429,998	\$1,317,063	\$4,338,188
# of Students	393	294	481	276	1,086	862	3,377
BOR Endowed Scholarships	\$1,000	-	\$1,500	-	\$250	\$1,000	\$3,750
# of Students	1	-	1	-	1	1	4
Dakota Corps Scholarship	\$40,246	\$120,732	\$85,519	\$216,311	\$397,410	\$206,252	\$1,066,470
# of Students	4	12	9	22	40	22	109
Foundation and Institution Funded Scholarships	\$2,657,193	\$2,820,315	\$3,420,308	\$5,169,668	\$19,547,112	\$14,715,163	\$48,329,758
# of Students	806	846	890	1,191	5,619	3,268	12,607
SD Critical Teaching Needs Scholarship	\$12,420	\$8,280	\$33,120	-	\$39,120	-	\$92,940
# of Students	2	1	4	-	5	-	12
SD Freedom Scholarship	\$437,406	\$316,500	\$328,573	\$294,064	\$1,559,364	\$1,122,500	\$4,058,407
# of Students	102	111	119	61	504	235	1,131
SD Jump Start Scholarship	-	-	-	-	\$1,500	\$2,250	\$3,750
# of Students	-	-	-	-	1	2	3
SD Opportunity Scholarship	\$171,600	\$301,600	\$256,750	\$464,100	\$1,980,550	\$1,135,550	\$4,310,150
# of Students	111	209	165	316	1,296	730	2,821
Veterinary Tuition (SDSU/UMN)	-	-	-	-	\$208,500	-	\$208,500
# of Students	-	-	-	-	14	-	14
Other Scholarships	\$742,716	\$917,236	\$667,253	\$1,627,110	\$6,749,708	\$3,013,607	\$13,717,630
# of Students	265	238	258	401	2,035	934	4,122
Federal Loans	\$7,505,244	\$9,133,927	\$5,356,655	\$7,615,314	\$43,378,961	\$54,233,384	\$127,223,485
# of Students	1,105	1,161	802	1,015	5,186	4,308	13,527
Alternate Loans	\$2,011,023	\$1,876,467	\$1,108,501	\$3,279,963	\$16,097,877	\$7,807,967	\$32,181,798
# of Students	196	190	119	268	1,411	706	2,884
TOTAL	\$17,199,179	\$18,013,952	\$13,496,332	\$20,666,865	\$99,489,230	\$89,956,133	\$258,821,691
# of Students	1,767	1,688	1,328	1,818	8,553	6,118	21,170

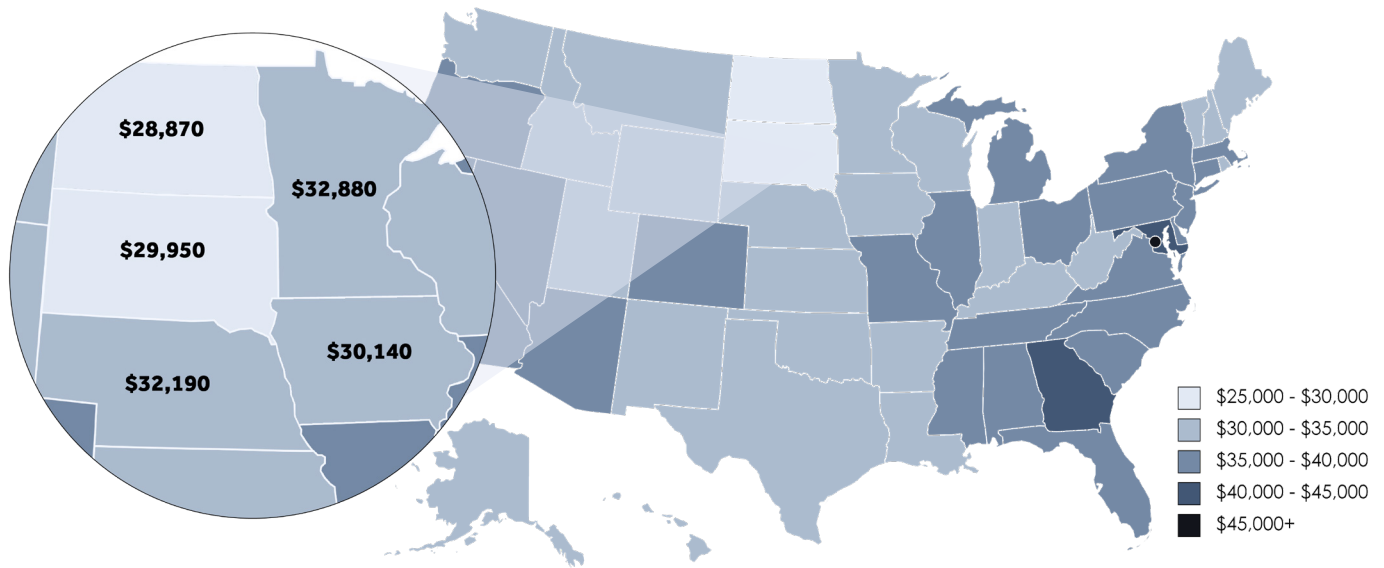
Note: Students may receive more than once type of financial aid, and are counted once for each type of financial aid awarded.

STUDENT LOANS

Average Student Loan Balance by State (2022Q4)

The South Dakota Board of Regents prioritizes student affordability and stresses the importance of accessible higher education. According to the Federal Reserve Bank of New York Consumer Credit Panel, South Dakota students hold the second lowest debt balance in the nation. The current average student debt balance in South Dakota is \$29,950, while the national average is \$31,630.

In addition, the Loan Default Rate showcases student employability. South Dakota students are able to make their way into the workforce and begin repaying any loans that accumulated while in school. South Dakota is ranked second in the nation for loan repayment with a three-year average of 2.03% for public university students.



Source: New York Fed Consumer Credit Panel / Equifax

Loan Default Rates

Average 3-Year Default Rates for US Institutions (Three-Year Averages)				
	All	Public	Private	Proprietary
South Dakota	2.99%	2.03%	1.46%	5.92%
Nation	3.13%	3.18%	2.25%	4.36%
SD State Rank	24	2	12	42

3-Year Default Rates for SD Institutions				
	2018	2019	2020*	Average
Regental	4.02%	1.13%	0.03%	1.73%
Private	3.54%	0.88%	0.00%	1.46%
Proprietary	13.80%	3.91%	0.05%	5.92%
Technical	7.20%	1.53%	0.04%	2.92%
All	7.12%	1.82%	0.03%	2.99%

FY 2020 default rates were significantly impacted by the pause on federal student loan payments which began March 13, 2020. During the pause, borrowers with ED-held student loans were not required to make any payments, and no borrowers with ED-held loans entered default. Fewer than 200 borrowers with non-ED-held FFEL loans entered default because those loans were not eligible for the payment pause.



OUR DAKOTA DREAMS - COLLEGE PREPARATION CAMPAIGN

Our Dakota Dreams is a statewide college preparation effort in South Dakota. This effort is led by a coalition of representatives from BOR, the South Dakota Department of Education, the Board of Technical Education, the South Dakota Department of Labor & Regulation, and Mapping Your Future.

GRANT-FUNDED PROGRAMMING INCLUDES:

DAKOTA DREAMS ONLINE TUTORING PROGRAM

Providing all K-12 students in South Dakota free online tutoring sessions taught by university students who have been accepted into the Schools of Education at BHSU and NSU.

Outcomes: The program expanded from homework help only to also providing tutor-led lessons (called Tutor Tracks) in Reading, Grammar, and Math in the grant's second year of programming. This additional feature has significantly increased program usage.

CAREER EXPLORATION SUMMER CAMPS

Free, week-long camps for rising 7th and 8th grade students in South Dakota hosted on public university and technical college campuses. These camps are designed to help students explore a variety of career pathways through hands-on activities and area industry tours.

Outcomes: The camps served 600 students in Summer 2023. In Summer 2024, the camps plan to serve 900 students by hosting nine camps.

MATH PATHWAYS – MATH FOR COLLEGE READINESS

An opportunity for high school juniors and seniors to prepare for college-level math coursework while earning high school credit. This course, taught by the Northern State E-Learning Center, increases math confidence in students and alleviates the need for remedial and supplemental math support in college. Successful completion of this course places a student directly into college-level math without the need for additional testing, saving the student time and money.

Outcomes: Forty-two students participated in this course during Spring 2023, and 35 of those earned automatic placement into college-level math.

TEACHER LEADERSHIP ACADEMY

An experience-based learning opportunity for South Dakota teachers with five+ years of experience to further develop their educational leadership skills. Teachers who successfully complete the course earn three graduate credits that can be applied to an advanced degree in education at BHSU, DSU, NSU, SDSU, and USD.

Outcomes: This academy served 60 teachers in its first year, with 50 percent of participants continuing to pursue their advanced degrees in education. In the second year, the academy accepted 90 teachers.

ELEMENTARY TEACHER STEM INITIATIVE

The Elementary Teacher STEM Initiative provides 2nd-5th grade teachers with the ability to earn up to 3-credit hours at the graduate level in a course designed to grow their Science, Math, Technology, and Engineering activities in the classroom. The course is an intensive week-long residential session with follow-up support.

Outcomes: Forty-eight teachers participated in the Summer 2023 program. A follow-up session will occur in Summer 2024, with additional enrollment opportunities for up to 200 teacher participants.

TEACHER APPRENTICESHIP PATHWAY

Offering paraprofessionals in schools (also known as an aide, educational assistant, or teacher's aide) an opportunity to earn a teaching certificate. Through completion of this program, participants will earn a bachelor's degree in elementary education, special education, or secondary education while gaining hands-on experience in the classroom and receiving financial support and support from experienced mentors.

Outcomes: Eighty-nine students were admitted into this program, and coursework began in Fall 2023.

OUR DAKOTA DREAMS PROMOTES:

- THE VALUE OF ATTENDING COLLEGE IN SOUTH DAKOTA
- THE FREE APPLICATION PERIOD
- IMPORTANCE OF COMPLETING THE FREE APPLICATION FOR FEDERAL STUDENT AID (FAFSA)
- FINANCIAL AID AND SCHOLARSHIP INFORMATION
- GRANT-FUNDED EFFORTS AND PROGRAMMING

ACADEMIC EXCELLENCE



ACADEMIC COMPLETION AND RETENTION

Student counts include new students who began a bachelor's degree program in the Fall 2017 term on a full-time basis. These students had not attended any other postsecondary institution since graduating from high school or earning a GED. Transfer, continuing, high school, and special students (not degree seeking) were excluded. Those shown as enrolled in graduate or professional programs in Fall 2023 may have completed a bachelor's degree at another university.

2017 Federal Adjusted Cohort Who Were Baccalaureate Degree Seeking in Fall 2017

ADJUSTED COHORT (NUMBER OF STUDENTS)	BHSU 456	DSU 354	NSU 269	SDM 458	SDSU 2,163	USD 1,185	SYSTEM 4,885
Baccalaureate Degree Date							
Completed in <= 4 years (before 9/2021)	117	125	85	124	914	571	1,936
4 Year Completion Rate	25.7%	35.3%	31.6%	27.1%	42.3%	48.2%	39.6%
Completed in 5 years (9/2021 - 8/2022)	47	41	54	114	311	130	697
Completed in 6 years (9/2022 - 8/2023)	20	3	8	27	49	23	130
6 Year Completion Rate	40.4%	47.7%	54.6%	57.9%	58.9%	61.1%	56.6%
Completed at other BOR university	22	12	9	16	56	35	150
Completed Master Degree	0	0	0	0	1	0	1
Subtotal / Cumulative %	206 / 45.2%	181 / 51.1%	156 / 58.0%	281 / 61.4%	1,331 / 61.5%	759 / 64.1%	2,914 / 59.7%
Not Enrolled in any of the State Universities in Fall 2023							
Completed only associate degree	4	8	1	2	52	9	76
No degree completed at any BOR universities	233	156	104	155	735	400	1,783
Subtotal / Cumulative %	237 / 52.0%	164 / 46.3%	105 / 39.0%	157 / 34.3%	787 / 36.4%	409 / 34.5%	1,859 / 38.1%
Enrolled in any of the State Universities in Fall 2023							
As an Undergraduate Student	13	9	7	20	44	17	110
As a Graduate/Professional Student	0	0	1	0	1	0	2
Subtotal / Cumulative %	13 / 2.9%	9 / 2.5%	8 / 3.0%	20 / 4.4%	45 / 2.1%	17 / 1.4%	112 / 2.3%

Retention of New Degree Seeking Undergraduates from Fall 2022 to Fall 2023

	BHSU	DSU	NSU	SDM	SDSU	USD	System
Fall 2022 Federal Adjusted Cohort	389	354	257	523	2,071	1,229	4,823
Retained at Cohort University	281	265	193	440	1,717	983	3,879
% Retained at Cohort University	72.2%	74.9%	75.1%	84.1%	83.0%	80.0%	80.4%
Retained in System	289	273	206	449	1,742	1,004	3,963
% Retained in System	74.3%	77.1%	80.2%	85.9%	84.1%	81.7%	82.2%

LICENSURE AND CERTIFICATIONS

The table below lists programs that require graduates to pass an exam before working in the field. The number tested in a year is not usually the same as the number of graduates, as some students choose not to test immediately after graduation. Years (calendar, state fiscal, federal fiscal) and months of examination vary due to differences across testing agencies. National pass rates are not available for all fields. The pass rates for the PharmD, Respiratory Care, and Medical Lab Science are first-time pass rates. For these three programs, every student passed upon retaking the exam. *Data reported to the Board of Regents by the universities unless otherwise noted.*

Program	Offered By	Degree	Year Tested	# Tested	# Passed	% Passed	National % Passed
Addiction Counseling and Prevention	USD	BS	2022	7	7	100%	70%
Addiction Counseling and Prevention	USD	MA	2022	7	7	100%	69%
Athletic Training	SDSU	MS	2022-2023	3	3	100%	80%
Audiology	USD	AuD	2023	6	5	83%	N/A
Clinical Psychology	USD	PhD	2023	6	6	100%	N/A
Dental Hygiene	USD	BS	2023	32	32	100%	N/A
Didactic Program in Dietetics*	SDSU	BS	2020-2022	45	44	98%	89%
Dietetic Internship**	SDSU	MS	2020-2022	30	29	97%	89%
Law ⁽¹⁾	USD	JD	2023	37	28	76%	N/A
Medical Lab Science	SDSU	BS	2023	12	11	92%	76%
Medicine	USD	MD-1	2024	69	64	93%	93%
Medicine	USD	MD-2	2024	64	63	98%	98%
Nursing	SDSU	BS	2022	288	258	90%	82%
Nursing	USD	BSN	2022	136	128	94%	82%
Nursing	SDSU	MS/FNP	2022	18	18	100%	81%
Nursing	SDSU	DNP/FNP	2022	17	17	100%	74%
Nursing	SDSU	PGrad Cert-FNP	2022	1	1	100%	74%
Occupational Therapy	USD	OTD	2023	22	21	95%	N/A
Pharmacy	SDSU	PharmD	2022	72	68	94%	80%
Pharmacy***	SDSU	PharmD	2023	Not available	Not available	Not available	Not available
Physical Therapy	USD	DPT	2023	32	29	91%	86%
Physician Assistant Studies	USD	MSPAS	2023	23	21	91%	N/A
Respiratory Care	SDSU	AS	2023	14	15	93%	68%
Social Work	USD	MSW	2022	68	51	75%	73%
Social Work (Clinical Exam)	USD	MSW	2022	38	33	87%	74%
Speech/Language Pathology	USD	MS	2023	21	19	90%	N/A

*The Didactic Program in Dietetics is accredited and monitored through a three-year revolving pass rate for program quality. Students must complete the dietetic internship and pass the RDN exam for eligibility to practice.

**The graduate Nutrition and Dietetics Internship pass rate is measured as a one-year pass rate (graduates who pass the registration exam within one year of first attempt) on the CDR credentialing exam for Registered Dietitian Nutritionists, with monitoring as a revolving three-year pass rate for program quality.

***NABP changed the reporting process for the PharmD NAPLEX exam. Therefore, the PharmD NAPLEX pass rates will be reported on a calendar basis moving forward. The report will be available in early spring.

⁽¹⁾ July examinations – first time test takers.

PROGRAM ACCREDITATION


INSTITUTION	ACCREDITOR	# OF PROGRAMS ACCREDITED
BHSU	National Association of Schools of Music	2
BHSU	National Society for Health/PE Educations	1
BHSU	Council for Accreditation of Educator Preparation	17
BHSU	Association to Advance Collegiate Schools of Business	8
DSU	Accreditation Council for Business Schools and Programs	9
DSU	Commission on Accreditation for Health Informatics/Info. Mgmt Education	3
DSU	Council for Accreditation of Educator Preparation	9
NSU	National Association of Schools of Art and Design	5
NSU	National Association of Schools of Music	3
NSU	Council for Accreditation of Educator Preparation (CAEP)	23
NSU	Council for Accreditation of Counseling and Related Educational Programs	2
NSU	Accreditation Council for Business Schools and Programs	11
NSU	National Alliance of Concurrent Enrollment Partnerships	1
SDM	American Chemical Society	1
SDM	ABET Applied and Natural Science Accreditation Commission	1
SDM	ABET Computing Accreditation Commission	1
SDM	ABET Engineering Accreditation Commission	10
SDSU	Accreditation Board for Engineering and Technology	8
SDSU	American Chemical Society	1
SDSU	American Society of Biochemistry and Molecular Biology	1
SDSU	Accreditation Council for Pharmacy Education	1
SDSU	Accreditation Council for the Education of Nutrition and Dietetics	3
SDSU	Aviation Accreditation Board International	1
SDSU	Accreditation Commission for Programs in Hospitality Administration	1
SDSU	Accrediting Council on Education in Journalism and Mass Communication	4
SDSU	American Society of Agricultural and Biological Engineers	1
SDSU	Commission on Accreditation of Athletic Training Education	1
SDSU	Commission on Accreditation for Respiratory Care	1
SDSU	Commission on Accreditation for the Exercise Sciences	1
SDSU	Commission on Collegiate Nursing Education	4
SDSU	Council for the Accreditation of Counseling and Related Educational Programs	4
SDSU	Council on Education for Public Health	1
SDSU	Landscape Architectural Accrediting Board, Inc.	1
SDSU	National Architectural Accrediting Board, Inc.	1
SDSU	National Accrediting Agency for Clinical Laboratory Sciences	1
SDSU	Council for Interior Design Accreditation	1
SDSU	National Association of Schools of Art and Design	3
SDSU	National Association of Schools of Music	2
SDSU	National Association of Schools of Theatre	1
SDSU	Society for Range Management	1
SDSU	Institute for Food Technologists	1
SDSU	Society of Health and Physical Educators	1
SDSU	Council for the Accreditation of Educator Preparation	17
USD	Council for the Accreditation of Educator Preparation	38
USD	National Association of Schools of Art & Design	11
USD	National Association of Schools of Music	5
USD	International Literacy Association	1
USD	Council of Academic Accreditation – American Speech/Language/Hearing Assoc.	3
USD	ABET Computing Accreditation Commission	2
USD	American Chemical Society	1
USD	Accreditation Council for Occupational Therapy Education	1
USD	Accreditation Review Commission on Education for Physician Assistant	1
USD	Accrediting Council of Education in Journalism and Mass Communication	6
USD	American Dental Association Commission on Dental Accreditation	1
USD	American Psychological Association	2
USD	Association of University Programs in Health Administration	1
USD	Commission on Accreditation in Physical Therapy Education	1
USD	Association to Advance Collegiate Schools of Business	10
USD	Commission on Collegiate Nursing Education	1
USD	Council on Accreditation of Nurse Anesthesia Programs	4
USD	Council of Social Work Education	3
USD	Council on Education for Public Health	1
USD	Council for Accreditation of Counseling/Related Education Programs	6
USD	National Association of School Psychologists	5
USD	Council on the Section of Legal Ed. & Admissions to the Bar of the ABA	1
USD	Liaison Committee on Medical Education	2
USD	National Addiction Studies Accreditation Commission	4
USD	National Association of Schools of Public Affairs and Administration	2
USD	National Association of Schools for Theatre	8
USD	Department of Education/Special Education	2

TOTAL DEGREES AWARDED

Each of the six BOR Institutions offers degrees specific to their missions. Black Hills State University and Northern State University are Regional Comprehensive Universities that deliver access to their region and provide mechanisms for students to achieve associate, bachelor, and occasional master's programs. Dakota State University and South Dakota School of Mines and Technology are Special Focus Universities offering specific degrees in engineering and computer sciences with limited other fields of study. South Dakota State University and the University of South Dakota are Research Universities providing a wide range of undergraduate and graduate fields of study.

All Undergraduates	BHSU	DSU	NSU	SDM	SDSU	USD	System
Health Professions	35	29	34	-	491	447	1,036
Science and Related	75	282	47	355	407	96	1,262
Business and Related	93	38	67	9	125	253	585
Social Sciences	81		50	-	148	203	482
Education and Related	65	34	54	-	219	95	467
Humanities and Related	64	35	68	14	178	109	468
Agriculture and Related	-	-	-	-	300	-	300
Arts and Communication	38	-	21	-	116	86	261
Applied Disciplines	-	6	-	-	30	-	36
Total	451	424	341	378	2,014	1,289	4,897

All Associate	BHSU	DSU	NSU	SDM	SDSU	USD	System
Liberal Arts and Sciences, General Studies, and Humanities	16	15	11	2	66	18	128
Biological and Biomedical Sciences	21	-	8	-	-	5	34
Computer and Information Sciences	-	34	-	-	-	-	34
Agricultural, Animal, Plant, and Vet Science	-	-	-	-	31	-	31
Health Professions	-	8	-	-	15	-	23
Business, Management, and Marketing	7	6	7	-	-	-	20
Engineering Technologies	-	-	-	-	6	-	6
Family and Consumer Sciences and Humans Sciences	-	-	-	-	4	-	4
Public Administration and Social Services	4	-	-	-	-	-	4
Criminal Justice and Corrections	-	-	3	-	-	-	3
Mathematics and Statistics	-	-	-	-	1	-	1
Social Sciences	-	-	-	-	1	-	1
Visual and Performing Arts	-	-	-	-	-	1	1
Total	48	63	29	2	124	24	290



All Baccalaureate	BHSU	DSU	NSU	SDM	SDSU	USD	System
Health Sciences	-	4	4	-	400	378	786
Business, Management, and Marketing	86	32	60	9	125	253	565
Engineering	-	-	-	282	141	1	424
Education	65	34	54	-	129	95	377
Computer and Information Sciences		230	3	27	12	13	285
Agricultural, Animal, Plant, and Veterinary Science	-	-	-	-	269	-	269
Biological and Biomedical Sciences	27	5	27	5	103	70	237
Parks and Rec, Fitness, and Kinesiology	35	17	30	-	76	69	227
Psychology	24	-	14	-	81	82	201
Social Sciences	25	-	18	-	64	64	171
Visual and Performing Arts	25	-	21	-	46	34	126
Liberal Arts, General Studies, and Humanities	10	19	14	-	33	45	121
Communication and Journalism	13	-	-	-	46	51	110
Mathematics and Statistics	9	12	6	14	44	2	87
Family and Consumer Sciences and Human Sciences	-	-	-	-	86	-	86
Natural Resources and Conservation	-	-	-	-	77	-	77
English Language Literature	23	1	20	-	11	19	74
Criminal Justice and Corrections	-	-	15	-	-	55	70
History	15	-	19	-	18	10	62
Physical Sciences	18	1	3	27	5	5	59
Interdisciplinary Studies	-	-	-	12	30	10	52
Transportation and Materials Moving	-	-	-	-	30	-	30
Foreign Languages, Literatures, and Linguistics	-	-	4	-	20	5	29
Public Administration and Social Services	25	-	-	-	-	-	25
Architecture and Related Services	-	-	-	-	24	-	24
Engineering Technologies	-	-	-	-	18	-	18
Ethnic, Cultural, Gender, and Group Studies	3	-	-	-	2	2	7
Military Technology and Strategic Intelligence	-	6	-	-	-	-	6
Legal Studies	-	-	-	-	-	1	1
Philosophy	-	-	-	-	-	1	1
Total	403	361	312	376	1,890	1,265	4,607



TOTAL DEGREES AWARDED (CONTINUED)

All Master's	Offered By	Graduates	All Master's	Offered By	Graduates
Health Professions	DSU, SDSU, USD	201	Engineering Technologies	SDM, SDSU	29
Education	BHSU, NSU, DSU, SDSU, USD	193	Public Administration and Social Services	USD	29
Computer and Information Sciences	DSU, SDSU, USD	187	Family and Consumer Sciences , Human Sciences	SDSU	22
Business, Management, and Marketing	BHSU, NSU, DSU, USD	132	Agricultural, Animal, Plant, and Veterinary Science	SDSU	19
Engineering	SDM, SDSU, USD	115	Interdisciplinary Studies	SDSU, USD	19
Psychology	SDSU, USD	66	Architecture and Related Services	SDSU	18
Biological and Biomedical Sciences	BHSU, SDSU, USD	52	Communication and Journalism	SDSU, USD	15
Mathematics and Statistics	NSU, SDSU, USD	41	English Language and Literature	SDSU, USD	13
Parks, Recreation, Fitness, and Kinesiology	NSU, SDSU, USD	40	Social Sciences	SDSU	12
Visual and Performing Arts	NSU, USD	40	Natural Resources and Conservation	SDSU	6
Physical Sciences	SDM, SDSU, USD	37	History	USD	3
Total					1,289

PhD, EdD, Specialist, First-Professional	Degree	Offered By	Graduates	PhD, EdD, Specialist, First-Professional	Degree	Offered By	Graduates
Audiology	AUD	USD	5	Chemical Engineering	PHD	SDM	4
Nursing	DNP	SDSU	12	Mechanical Engineering	PHD	SDSU	4
Physical Therapy	DPT	USD	32	English Language and Literature	PHD	USD	4
Educational Leadership and Administration	EDD	USD	24	Chemistry	PHD	SDSU	4
Curriculum and Instruction	EDD	USD	3	Medical Science	PHD	USD	4
Educational Leadership and Administration	EDS	USD	22	Biochemistry	PHD	SDSU	3
Counseling Psychology	EDS	USD	6	Materials Chemistry	PHD	USD	3
Law	JD	USD	58	Nursing	PHD	SDSU	3
Medicine	MD	USD	61	Wildlife, Fish and Wildlands Science and Management	PHD	SDSU	2
Medical Science	MD	USD	4	Civil Engineering	PHD	SDM	2
Occupational Therapy	OTD	USD	24	Materials Engineering	PHD	SDM	2
Biology & Biological Sciences	PHD	SDSU, USD	10	Geological & Geophysical Engineering	PHD	SDM	2
Psychology	PHD	USD	10	Political Science & Government	PHD	USD	2
Agronomy and Crop Science	PHD	SDSU	7	Sociology	PHD	SDSU	2
Bioengineering & Biomedical Engineering	PHD	SDM, USD	7	Animal Sciences	PHD	SDSU	1
Physics	PHD	SDM, USD	7	Agricultural Engineering	PHD	SDSU	1
Computer & Information Systems Security	PHD	DSU	6	Electrical & Electronics Engineering	PHD	SDSU	1
Counseling Psychology	PHD	USD	6	Nanotechnology	PHD	SDM	1
Health Services, Allied Health, and Health Sciences, General	PHD	USD	6	Atmospheric Sciences & Meteorology	PHD	SDM	1
Information Science	PHD	DSU	5	Pharmaceutics & Drug Design	PHD	SDSU	1
Biomedical Sciences	PHD	USD	5	Pharmacy	PHRMD	SDSU	66
Total							433



WORKFORCE AND ECONOMIC DEVELOPMENT

WORKFORCE DEVELOPMENT

Percentage of Total Bachelors Degrees Awarded

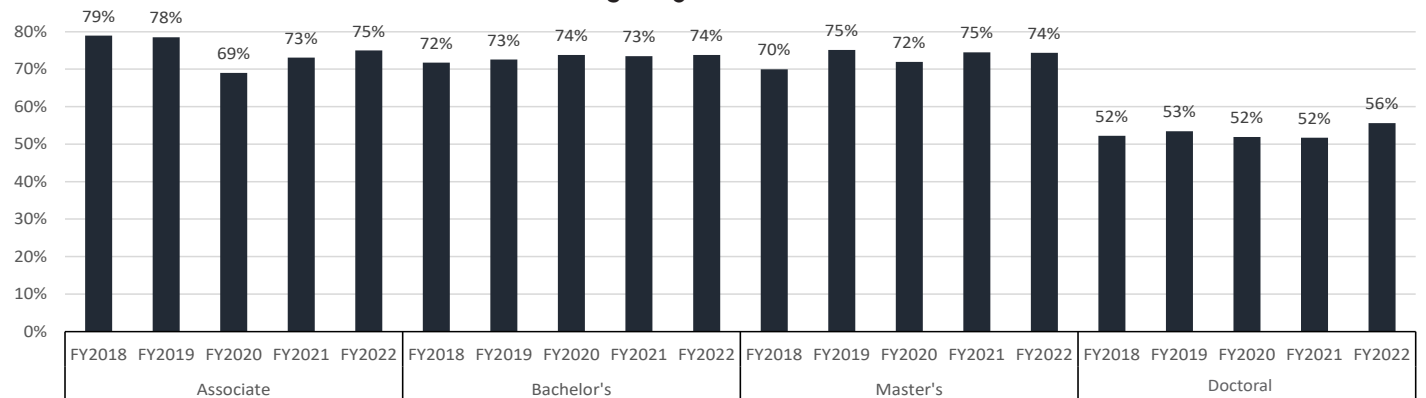
Public post-secondary higher education serves as a critical pipeline for the workforce in South Dakota. Our goal is to align BOR students to our state's workforce needs, produce skills to meet employment demands, and ensure engagement to enhance the state's long-term economy.

BACHELOR DEGREES	FY19	FY20	FY21	FY22	FY23	TARGET
STEM	29.6%	28.6%	29.8%	30.4%	30.5%	32.8%
Teacher Education	9.9%	10.4%	9.8%	9.3%	9.0%	11.3%
Nursing	10.4%	10.7%	11.8%	11.4%	10.3%	13.0%
Healthcare (excluding Nursing)	8.3%	8.2%	8.0%	8.3%	7.5%	9.5%
Business & Management	10.7%	10.9%	10.4%	11.3%	12.1%	11.9%

Placement and Outcomes of Regental Graduates

Grad FY	NONRESIDENT			RESIDENT		
	Distinct Graduates	Distinct Grads Employed in SD	% Distinct Grads Employed in SD	Distinct Graduates	Distinct Grads Employed in SD	% Distinct Grads Employed in SD
FY2018	2,834	673	23.75%	3,718	2,630	70.74%
FY2019	2,747	642	23.37%	3,799	2,745	72.26%
FY2020	2,900	742	25.59%	3,624	2,605	71.88%
FY2021	2,888	768	26.59%	3,361	2,424	72.12%
FY2022	2,823	793	28.09%	3,442	2,504	72.75%

First-Year In-State Placement of Graduates Originally from SD



Graduation records are checked for matches in the SDDL R Reemployment Assistance (RA) program for a one-quarter (three-month) window one year following a student's graduation date. Any employment/enrollment data returned for this time period – including part-time employment/enrollment – are included in the analysis. Although about 95 percent of South Dakota workers are covered by Reemployment Assistance's unemployment insurance, people who are employed by federal agencies, the self-employed and those employed in other states are excluded.



TEACHER EDUCATION

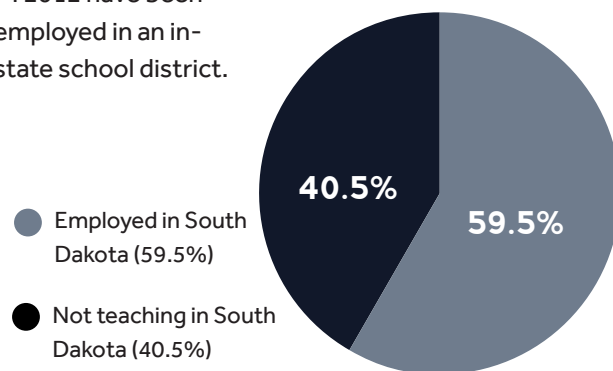
Report Date: Academic Year 2021-2022

Teacher certification applicants in South Dakota must earn passing scores on exams for their certification area(s). Candidates applying for initial certification are required to meet qualifying scores on the appropriate Praxis II Subject Assessment(s) and Praxis II Principles of Learning and Teaching (PLT) test(s) that most closely correspond to their anticipated area(s) of instruction. **The system-wide cumulative pass rate was 91.2%.**

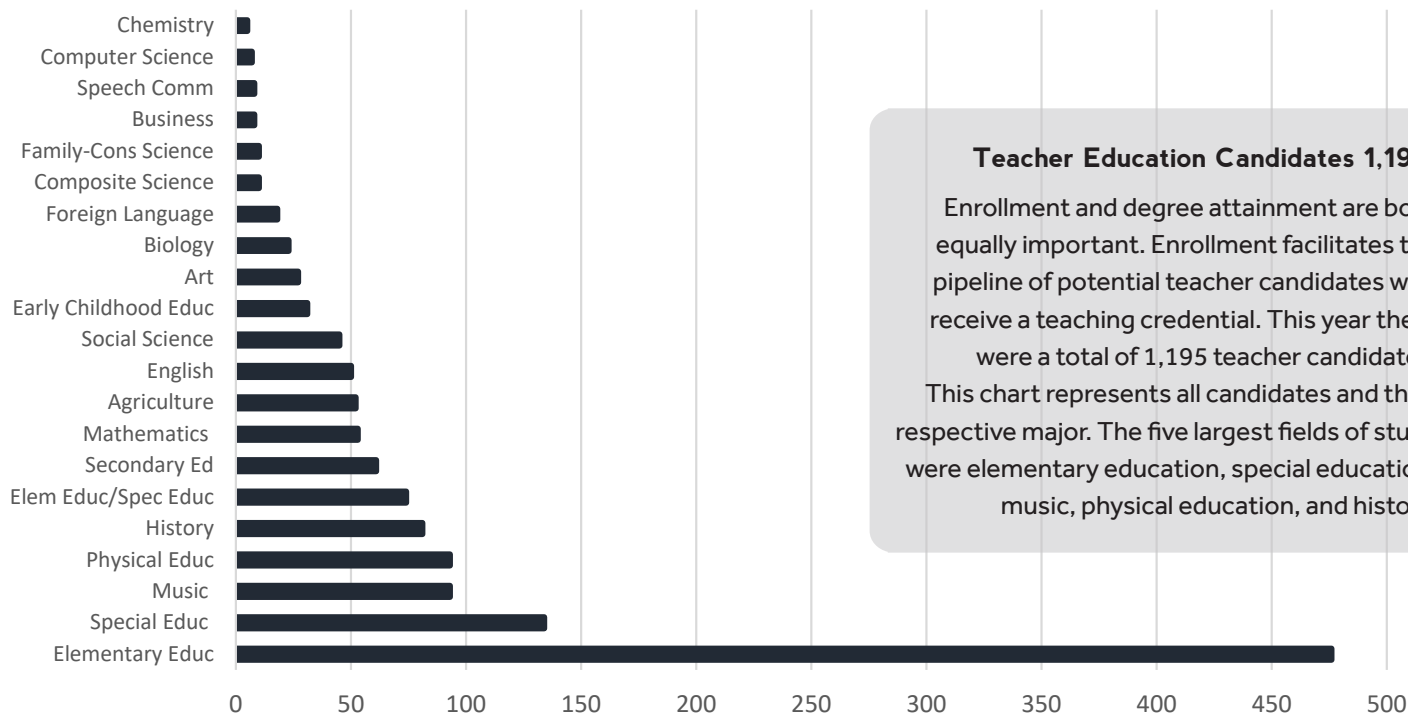
NOTE: SD employment percentages cited here refer only to the proportion of teacher education graduates who are hired by in-state school districts. These 'employment' rates do not include graduates who may have been hired by an out-of-state school district, hired by an educational organization other than a school district, hired outside the field of education, or entered graduate school.

2022 Teacher Employment

Data from SDDOE indicates that over half (59.5%) of all undergraduate teacher education graduates since FY2012 have been employed in an in-state school district.



2022 Teacher Candidates/Major



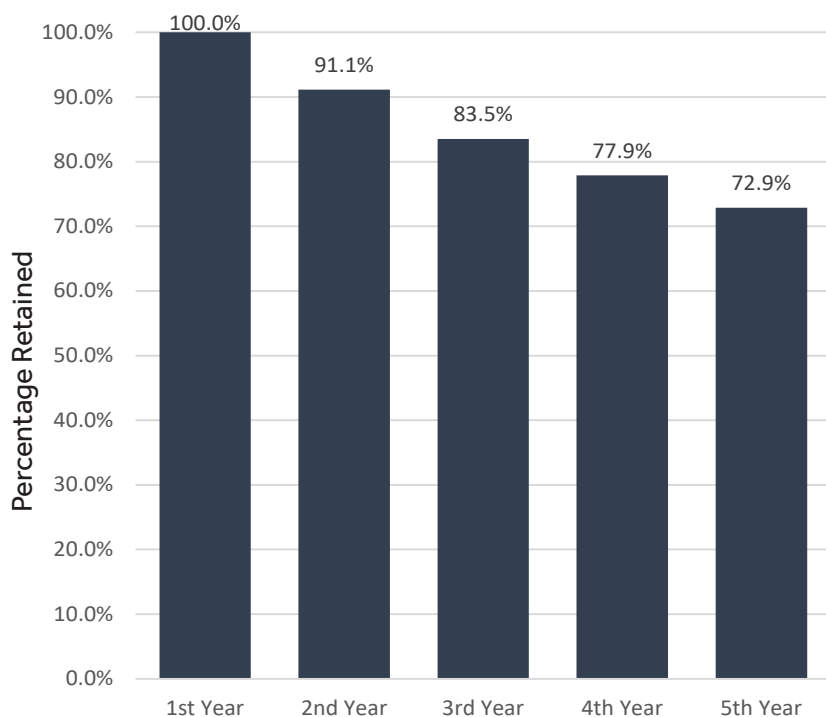
Teacher Education Candidates 1,195

Enrollment and degree attainment are both equally important. Enrollment facilitates the pipeline of potential teacher candidates who receive a teaching credential. This year there were a total of 1,195 teacher candidates.

This chart represents all candidates and their respective major. The five largest fields of study were elementary education, special education, music, physical education, and history.

Reporting data retrieved from SDDOE, Regents Information System.

Teacher Retention South Dakota Employment



This graph represents cohorts 2012-2017 which have been evaluated to determine retention over a five-year period of time. **Across all cohorts examined, roughly 91.1% of teachers returned for a second year of teaching. By the fourth year after initial placement, over three-quarters of graduates remained employed at in-state school districts.**

Retention tends to be higher for teachers who graduated from a South Dakota high school. Overall, 75.9 percent of teacher graduates remain in South Dakota for a five-year period.

Teacher Employment Projections and Average Salary

Recruitment for the Regental system programs at BHSU, DSU, NSU, SDSU and USD fall under one of the following degree-major approaches for the Regents:

- B.A. or B.S. Degree with Discipline Major
- B.S.Ed. Degree with Discipline Major
- Alternative Certification

The table below provides the data from the Bureau of Labor Statistics regarding employment projections and the average salary for public K12 teachers. The data on retention and the workforce need further supports critical recruit efforts both in and out of state for students in a teacher educational major.

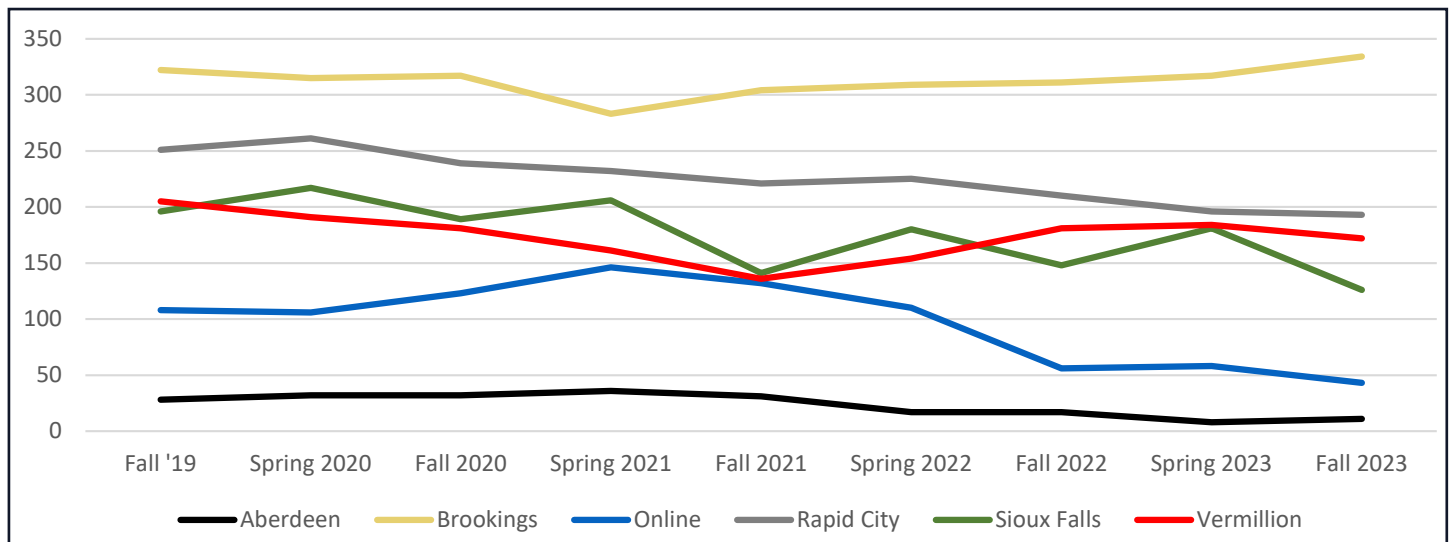
	Employment, 2020	Projected Employment, 2030	% Employment Change, 2020-30	Estimated Average salary of teachers in public K12 Schools 2021 - 22
Iowa	61,640	68,480	11.1%	\$59,262
Minnesota	78,260	84,560	8.1%	\$68,491
Montana	11,590	12,090	4.3%	\$53,628
Nebraska	29,240	31,590	8.0%	\$57,420
North Dakota	11,470	12,940	12.8%	\$55,769
South Dakota	13,180	14,160	7.4%	\$49,761
Wyoming	7,510	8,340	11.1%	\$60,820



NURSING EDUCATION

Across the nation, there is a need for well-prepared and highly qualified nursing professionals. South Dakota State University and the University of South Dakota have taken significant steps toward educating and training nurses to meet the industry's requirements. Both universities are known for their exceptional nursing programs that offer students hands-on training and clinical experience. These programs not only equip students with the necessary knowledge, skills, and expertise but also provide them with an opportunity to learn from experienced nursing professionals, enabling them to become competent and confident in their roles. With the help of such programs, these universities are playing an essential role in curbing the nurse shortage in South Dakota.

BSN Headcount by Location

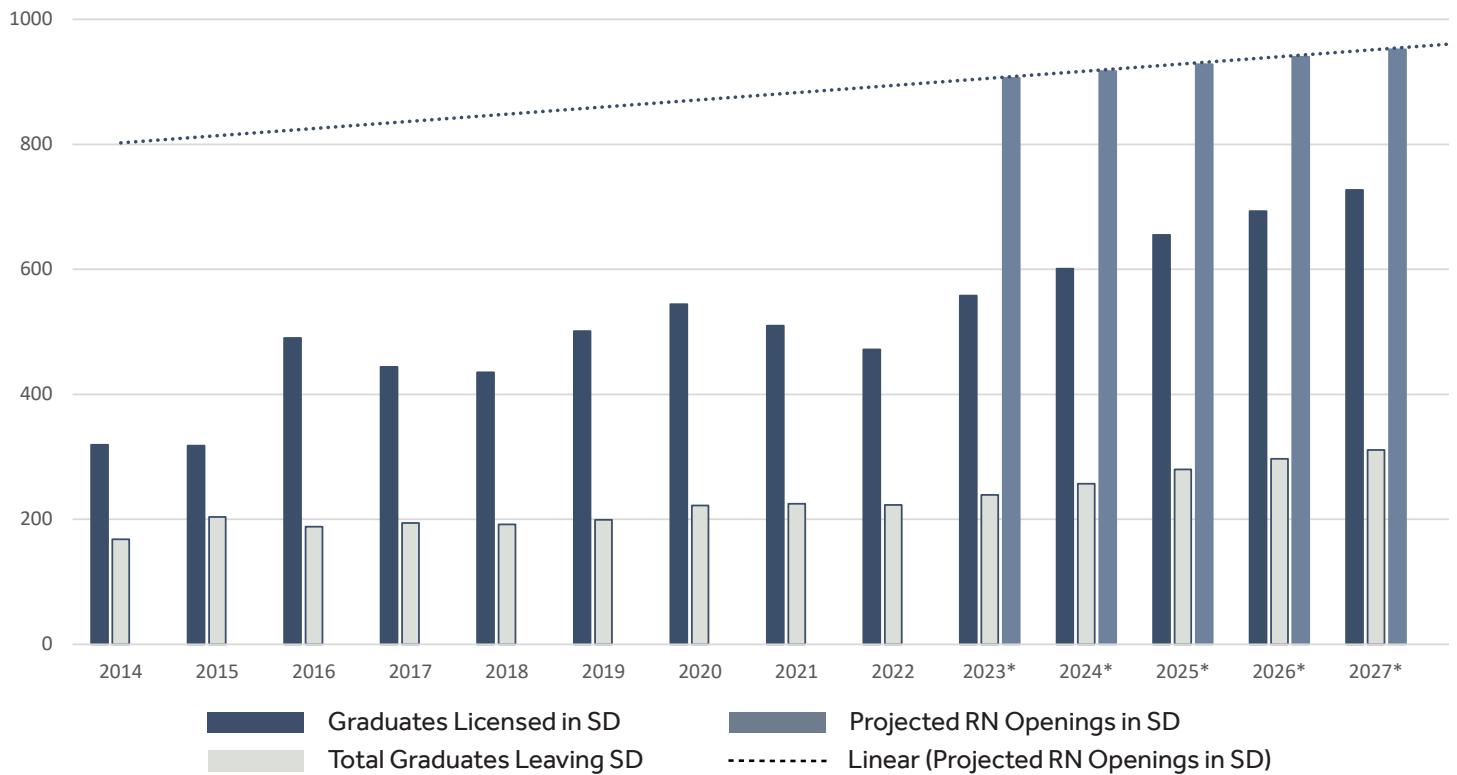


	Fall '19	Spring '20	Fall '20	Spring '21	Fall '21	Spring '22	Fall '22	Spring '23	Fall '23
Aberdeen	28	32	32	36	31	17	17	8	11
Brookings	322	315	317	283	304	309	311	317	334
Online	108	106	123	146	132	110	56	58	43
Rapid City	251	261	239	232	221	225	210	196	193
Sioux Falls	196	217	189	206	141	180	148	181	126
Vermillion	205	191	181	161	136	154	181	184	172

2021-2022 Licensure for South Dakota

	2022				2021			
	Graduates	Passed NCLEX-RN	Licensed as RNs in SD	% Licensed in SD	Graduates	Passed NCLEX-RN	Licensed as RNs in SD	% Licensed in SD
SDSU	292	258	206	70.5%	314	283	239	76.1%
USD	136	128	104	76.5%	161	144	112	69.6%
Total:	428	386	310	72.4%	475	427	351	73.9%

Nursing Projected Need for South Dakota Employment



This year the South Dakota Board of Regents authorized the expansion of nursing education in northeast South Dakota to help address the critical shortage of healthcare workers. The program will increase the number of nurses in the state and provide more opportunities for students enrolled at Northern State University.

This summer, The South Dakota Board of Regents also gave the green light for a plan to make it easier for nurses to continue their education and help grow the healthcare workforce in our state with a statewide nursing agreement. Lake Area Technical College, Mitchell Technical College, Southeast Technical College, Western Dakota Technical College, South Dakota State University, and the University of South Dakota created a statewide nursing articulation agreement. This agreement simplifies the process of transferring credits between higher education institutions for nursing students. The goal is to promote workforce development in healthcare, specifically for Registered Nursing and the Bachelor of Science in Nursing, which are critical for South Dakota's economic growth.



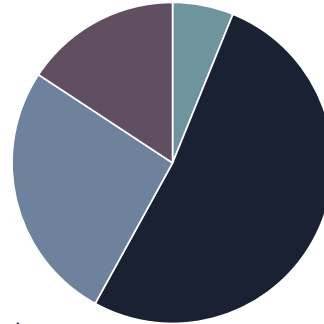


GOVERNOR'S RESEARCH CENTER PROGRAM

In FY 2005 the state legislature began making an annual appropriation to fund state supported applied research centers designed to strengthen South Dakota's research competitiveness and generate commercial activity derived from research.

The Board of Regents along with the Research Excellence: A Critical Hallmark (REACH) Committee is charged with oversight and selection of the research centers. The program provides funding to research centers for 5-6 years to advance the following goals:

- Develop focused research centers that are competitive for external research funding;
- Develop and license inventions; and
- Support existing and spin off start-up companies.



CENTER RESEARCH FUNDING

- Federal | \$206,793,404
- Private | \$101,416,411
- RCC | \$63,747,379
- Other State | \$25,202,064

SYSTEM TECHNOLOGY TRANSFER: RESEARCH TO THE MARKETPLACE

SYSTEM TECHNOLOGY TRANSFER	FY18	FY19	FY20	FY21	FY22
Invention Disclosures from Research	44	38	39	34	43
Patent & Other Intellectual Property Protection Filings	26	17	17	21	21
Patents Issued	14	7	16	9	18
License Agreements with Start-up Companies	3	1	3	5	0
All License Agreements	12	5	6	9	6

1. Visit sdbor.edu for full list of currently funded centers.

AT A GLANCE

Centers Funded: 21¹

Funding Leverage (ROI): 6:1

Students Trained: 1,566

Innovations Disclosed: 219

Patent Filings: 88

Patents Issued: 28

License Agreements: 30

ECONOMIC DEVELOPMENT

The 25 startup companies affiliated with the research centers have:

Created 221 jobs in South Dakota

Received 35 federal small business research (SBIR) awards, totaling \$9,088,059

Raised in excess of \$23,000,000 in private equity

INVESTMENT AND RETURN

The state has invested \$63.7 million in Governor Research Centers since FY05

This has resulted in a total of \$397.2 million in federal, state, and private research investments awarded to the centers.

The estimated economic impact of these investments to the state of South Dakota is \$571.9 million, which assumes 60 percent of the dollars remain in the state.

GRANTS AND CONTRACTS

The universities receive state, federal, and private grants to conduct research and activities to improve education. The universities also contract with state, federal, and private entities to provide services. Research and contracts benefit students, increase knowledge, enhance the reputation of the universities, and bring resources into the state.

Grant and Contract Award History

	BHSU	DSU	NSU	SDM	SDSU	USD	SYSTEM
FY19	\$4,505,774	\$6,469,513	\$6,778,104	\$14,175,787	\$45,417,040	\$36,681,634	\$114,027,852
FY20	\$2,721,790	\$7,152,486	\$323,051	\$18,101,833	\$38,283,876	\$25,877,996	\$92,461,032
FY21	\$2,531,694	\$7,021,204	\$1,271,181	\$17,175,561	\$48,757,685	\$32,115,648	\$108,872,973
FY22	\$4,205,401	\$5,647,594	\$1,187,762	\$20,136,128	\$50,665,022	\$36,469,912	\$118,311,819
FY23	\$3,412,643	\$7,025,992	\$2,446,494	\$24,176,035	\$140,136,496	\$35,592,719	\$212,790,379

FY23 EXPENDITURES FROM GRANTS AND CONTRACTS Restricted Non-Appropriated Current Fund Expenditures

	STATE	FEDERAL	PRIVATE	TOTAL
BHSU	\$472,475	\$3,250,360	\$2,000	\$3,724,835
DSU	\$2,102,747	\$5,530,916	\$3,235,220	\$10,868,883
NSU	\$130,304	\$1,272,639	\$911,059	\$2,314,002
SDM	\$2,649,768	\$14,516,920	\$658,119	\$17,824,807
SDSU	\$1,390,319	\$20,380,916	\$1,553,518	\$23,325,665
USD	\$1,634,411	\$13,486,586	\$880,481	\$16,001,478
SUBTOTAL	\$8,380,023	\$58,438,338	\$7,240,398	\$74,059,671
SSOM	\$1,311,423	\$14,371,161	\$966,151	\$16,648,735
SDSU Extension	\$170,468	\$3,108,629	\$437,860	\$3,716,958
SDSU AES	\$2,314,980	\$13,946,964	\$3,791,392	\$20,053,335
TOTAL	\$12,176,894	\$89,865,092	\$12,435,801	\$114,478,698

EXPENDITURES FROM GRANTS AND CONTRACTS HISTORY

	STATE	FEDERAL	PRIVATE	TOTAL
FY19	\$18,352,165	\$72,815,795	\$13,505,297	\$104,673,257
FY20	\$11,856,543	\$67,266,577	\$12,322,894	\$91,446,014
FY21	\$9,466,819	\$62,899,203	\$9,453,489	\$81,819,510
FY22	\$9,346,780	\$77,144,944	\$11,851,070	\$98,342,794
FY23	\$12,177,806	\$89,865,092	\$12,435,801	\$114,478,698



Federal expenditures DO NOT include federal, state, or private resources expended as scholarships or financial aid. Federal expenditures DO NOT include COVID relief funds. Source: Accounting System Expenditure Data



COMPETITIVENESS

FY24 ON-CAMPUS TUITION AND CENTERS ⁽¹⁾

	BHSU	DSU	NSU	SDM	SDSU	USD
UNDERGRADUATE - PER CREDIT HOUR						
Resident (or South Dakota Advantage ⁽³⁾ , Child of Alumni ⁽⁴⁾ , Nonresident Indian University of North America at SDSU or USD)	\$253.85	\$253.85	\$253.85	\$260.55	\$259.10	\$259.10
Guard STA ⁽⁹⁾	\$ 0.00	\$ 0.00	\$ 0.00	\$ 0.00	\$ 0.00	\$ 0.00
State Employee, ROTC, Teacher Certification	\$126.95	\$126.95	\$126.95	\$130.30	\$129.55	\$129.55
Over Sixty-Five	\$139.60	\$139.60	\$139.60	\$143.30	\$142.50	\$142.50
Remedial ⁽⁵⁾	\$354.75	\$354.75	\$354.75	\$354.75	\$354.75	\$354.75
Active Duty Military Personnel Resident	\$250.00	\$250.00	\$250.00	\$250.00	\$250.00	\$250.00
Western Undergraduate Exchange ⁽²⁾	\$357.25	\$357.25	\$357.25	\$390.80	\$376.10	\$376.10
Nonresident	\$357.25	\$357.25	\$357.25	\$408.05	\$376.10	\$376.10
Minnesota Reciprocity	\$321.42	\$292.44	\$318.72	\$281.32	\$308.82	\$304.37
GRADUATE - PER CREDIT HOUR						
Resident (or South Dakota Advantage ⁽¹⁰⁾ , Child of Alumni ⁽¹¹⁾ , Western Regional Graduate Program ⁽⁶⁾)	333.25	\$333.25	\$333.25	\$338.90	\$340.15	\$340.15
Guard STA ⁽⁹⁾	\$ 0.00	\$ 0.00	\$ 0.00	\$ 0.00	\$ 0.00	\$ 0.00
State Employee, Teacher Certification	\$166.65	\$166.65	\$166.65	\$169.45	\$170.10	\$170.10
Graduate Assistant	\$176.60	-	\$176.60	-	-	\$180.30
Over Sixty-Five	\$183.30	\$183.30	\$183.30	\$186.40	\$187.10	\$187.10
Nonresident	\$622.15	\$622.15	\$622.15	\$680.25	\$654.05	\$654.05
Nonresident Graduate Assistant	\$209.95	\$209.95	\$209.95	-	-	\$214.30
Minnesota Reciprocity	\$551.21	\$548.81	\$548.51	\$539.86	\$538.61	\$534.16
MANDATORY FEES						
General Activity Fee - Credit Hour	\$38.25	\$40.65	\$40.95	\$49.60	\$50.85	\$55.30
Computer Lease Fee - Semester	-	\$398.75	-	\$431.25	-	-

PHARMACY & ALLIED HEALTH PROGRAMS ⁽⁷⁾ TUITION - SEMESTER		LAW SCHOOL TUITION - SEMESTER	
Resident	\$5,096.00	Resident	\$5,868.00
GR.UG STA	\$0.00	Law NG STA ⁽⁹⁾	\$0.00
Nonresident	\$10,903.00	Graduate Assistant	\$3,109.55
MN Reciprocity	\$7,803.00	Nonresident	\$15,638.00
		Nonresident w/LSAT +150	\$5,868.00
		Nonresident Grad Assistant	\$3,697.35
		MN Reciprocity	\$10,039.00
MEDICAL SCHOOL TUITION - ANNUAL		VETERINARY MEDICINE 2+2 PROGRAM TUITION - SEMESTER	
Resident & INMED Program	\$32,105.00	Resident (MN and SD)	\$9,439.00
Nonresident	\$76,935.00	Non-Resident	\$18,150.00
MN Reciprocity	\$40,626.00		

FY24 OFF-CAMPUS TUITION ⁽⁵⁾

	BHSU	DSU	NSU	SDM	SDSU	USD
UNDERGRADUATE - PER CREDIT HOUR						
Undergraduate	\$354.75	\$354.75	\$354.75	\$354.75	\$354.75	\$354.75
Undergraduate Teacher Certification Internet	\$227.85	\$227.85	\$227.85	\$224.45	\$225.20	\$225.20
Undergraduate Qualified Veteran	\$100.90	\$100.90	\$100.90	\$94.20	\$95.65	\$95.65
UG Active Duty Military Personnel	\$250.00	\$250.00	\$250.00	\$250.00	\$250.00	\$250.00
Technical Institute Resident Undergraduate	\$294.60	\$294.60	\$294.60	\$294.60	\$294.60	\$294.60
Undergraduate or Technical Institute Guard STA (Lower Div) ⁽⁹⁾	\$0.00	\$0.00	\$0.00	\$0.00	\$0.00	\$0.00
Technical Institute Qualified Veteran (Lower Div)	\$40.75	\$40.75	\$40.75	\$34.10	\$35.50	\$35.50
Technical Institute - Nonresident Undergraduate	\$397.35	\$397.35	\$397.35	\$397.35	\$397.35	\$397.35
Great Plains IDEA (Undergraduate)	-	-	-	-	\$435.00	-
Dual Credit Courses ⁽⁸⁾	\$145.00	\$145.00	\$145.00	\$145.00	\$145.00	\$145.00
Externally-Supported	\$40.00	\$40.00	\$40.00	\$40.00	\$40.00	\$40.00
GRADUATE - PER CREDIT HOUR						
Graduate	\$470.45	\$470.45	\$470.45	\$470.45	\$470.45	\$470.45
Graduate Teacher Certification Internet	\$303.85	\$303.85	\$303.85	\$301.00	\$300.35	\$300.35
Graduate Assistant Internet	\$313.80	-	\$313.80	-	-	\$310.60
Graduate Active Duty Military Personnel	\$300.00	\$470.45	\$470.45	\$470.45	\$470.45	\$470.45
Great Plains IDEA (Graduate)	-	-	-	-	\$600.00	-

Notes: All rates are effective beginning with the 2023 summer term.

1. The mandatory fees are added to the on-campus tuition cost for a total cost per credit hour. Discipline fees may also apply to certain courses and are in addition to tuition and mandatory fees. **2.** States participating in the Western Undergraduate Exchange program: Alaska, Arizona, California, Colorado, Hawaii, Idaho, Montana, Nevada, New Mexico, North Dakota, Oregon, Utah, Washington, and Wyoming. **3.** The South Dakota Advantage Program, is for new freshmen and transfers from Colorado, Iowa, Montana, Nebraska, North Dakota, and Wyoming. Effective summer of 2023, new freshmen and transfers from Illinois and Wisconsin will also be eligible for the South Dakota Advantage Program. **4.** Non-resident undergraduate freshman or first-time transfers attending the same university from which one of their parents or legal guardian received a degree. Eligibility criteria approved by the Board of Regents differ between institutions and are available from each University **5.** These rates are the total per credit hour cost. No additional fees will be assessed except for approved off-campus delivery fees, which are added to the per credit hour cost. **6.** This rate applies to students from WICHE states enrolled in specific programs at each institution. The programs may limit the number of WRGP seats awarded to new students. The Western Regional Graduate Program (WRGP) allows master's, graduate certificate, and Ph.D. students who are residents of the WICHE member states to enroll in high-quality programs at 60 public institutions outside of their home state and pay resident tuition **7.** Allied Health includes Nursing, Dental Hygiene, Occupational Therapy, Physician Assistant Studies, Physical Therapy, HSC Paramedic Specialization, and MS Human Biology **8.** Offered to qualified public high school students participating in dual credit courses taken in person or at the University Centers. \$96.67 of the rate is provided by the SD Department of Education and applied towards the student's account. **9.** Beginning with the 2023 summer term, SD National Guard members may be eligible for a benefit of 100% of the in-state resident tuition after federal tuition benefits are applied, but the benefits in total may not exceed 100% of the tuition cost. The graduate benefit is limited to 32 credit hours. The undergraduate benefit is limited to 128 hours **10.** Starting in summer of 2023, the rate is offered to graduate level students if the student is from a South Dakota Advantage state and received an undergraduate degree from an SDBOR institution. Professional graduate programs that have a unique/higher non-resident tuition rate structure are excluded from the South Dakota Advantage Program. Programs specifically excluded are: Pharmacy, Medical, Law, Occupational Therapy, Physical Therapy, Physician Assistant and Veterinary 2+2. **11.** Starting in summer of 2023, the rate is offered to graduate level students if the student is a Child of Alumni attending the same university from which one of their parents or legal guardian received a degree and the student received an undergraduate degree from an SDBOR institution. Professional graduate programs that have a unique/higher non-resident rate structure are excluded from the Child of Alumni rate. Programs specifically excluded are: Pharmacy, Medical, Law, Occupational Therapy, Physical Therapy, Physician Assistant, and Veterinary 2+2.

TUITION AND FEES SCHEDULE

	BHSU	DSU	NSU	SDM	SDSU	USD
Fees for Services						
Application Fee - Undergraduate	\$20.00	\$20.00	\$20.00	\$20.00	\$20.00	\$20.00
Application Fee - Graduate	\$35.00	\$35.00	\$35.00	\$35.00	\$35.00	\$35.00
Transcript	\$9.00	\$9.00	\$9.00	\$9.00	\$9.00	\$9.00
Challenge by Exam - Course	\$91.00	\$91.00	\$91.00	\$91.00	\$91.00	\$91.00
International Student Fee - Fall & Spring	\$150.00	\$150.00	\$150.00	\$150.00	\$150.00	\$150.00
Testing Fees						
COMPASS, Proficiency, Technology Re-test	\$20.00	\$20.00	\$20.00	\$20.00	\$20.00	\$20.00
BSN Clinical Nursing Fee - Per Semester	-	-	-	-	\$36.50	\$36.50
Nursing Assessment (BSN) - Semester	-	-	-	-	\$53.50	\$198.00
Discipline Fees - Credit Hour						
Atmospheric & Environmental Science	-	-	-	\$84.80	-	-
Biology/Microbiology/Anatomy	\$21.20	\$21.20	\$21.20	\$42.35	\$42.35	\$42.35
Biochemistry/Biomedical Engineering/Physiology/Sustainability	-	-	-	-	-	\$42.35
Chemistry	\$21.20	\$21.20	\$21.20	\$84.80	\$51.50	\$51.50
Geology/Nanoscience/Paleontology	\$21.20	-	-	\$84.80	-	-
Physics	\$21.20	\$21.20	\$21.20	\$84.80	\$84.80	\$84.80
Other Sciences ⁽¹⁾	-	-	-	\$21.20	\$21.20	\$21.20
Computer Science	\$47.70	\$70.55	\$47.70	\$70.55	\$70.55	\$70.55
Engineering	-	-	-	\$84.80	\$84.80	-
Mathematics/Statistics	\$15.90	\$15.90	\$15.90	\$42.35	\$42.35	\$42.35
Allied Health Undergraduate ⁽²⁾	-	-	-	-	\$103.50	\$103.50
Allied Health Graduate ⁽²⁾	-	-	-	-	\$227.60	\$103.50
Counselor Ed./Counselor HR Development			\$26.35	-	\$26.35	\$26.35
Health and Wellness	\$16.30	-	-	-	\$21.30	\$21.30
Exercise Science	\$21.10	-	-	-	-	-
Fine Arts	\$15.90	\$15.90	\$15.90	\$15.90	\$26.35	\$26.35
Business Undergraduate	\$30.35	\$30.35	\$30.35	-	\$30.35	\$30.35
Business Graduate	\$54.50	\$54.50	\$54.50	-	\$54.50	\$54.50
NSCI Neurosciences	-	-	-	-	-	\$43.20
Campus Specific Fees						
E-Learning			\$21.20			
NSU Exchange Program Fee			\$116.90			
Architecture					\$467.25	
Animal Science					\$64.55	
Aviation					\$42.10	
Dairy Science/Food Science					\$82.45	
Dietetics Internship - Per Credit Hour					\$530	
Medical Laboratory Science - On Campus					\$133.40	
Medical Laboratory Science - Off Campus					\$139.36	
Medical Laboratory Science - Per Semester						\$1,618.65
Nutrition					\$29.70	
Interior Design /Landscape Design					\$29.70	
Pharmacy, Pharmacy PhD per credit hour					\$209.45	
PharmD per credit hour					\$251.35	
Pharmacy - Semester (P1,P2, P3 for FY23)					\$4,245.20	
Pharmacy - Semester (P4 for FY23)					\$3,537.70	
Range Science					\$47.00	
Respiratory Care					\$53.00	
Veterinary Science					\$64.55	
Veterinary Medicine 2+2 Resident - Per Semester					\$5,540.00	
Veterinary Medicine 2+2 Non-Resident - Per Semester					\$9,789.00	

	BHSU	DSU	NSU	SDM	SDSU	USD
Campus Specific Fees Cont.						
Communication Disorders						\$103.50
CRNA Program Fee						\$3,500.00
Law - Per Semester						\$1,644.00
Psychology (Graduate)						\$26.35
Professional Education Majors						
Soph/Junior Field Experience - Semester	\$176.00	\$176.00	\$176.00		\$176.00	\$176.00
Senior Field Experience - Semester	\$352.00	\$352.00	\$352.00		\$352.00	\$352.00
Master's Level Internship - One Time	\$176.00	\$176.00	\$176.00		\$176.00	\$176.00
Specialist Level Intern - One Time						\$357.00
Doctoral Level Intern - One Time						\$535.00
Off-Campus Delivery Fee - Credit Hour						
Nursing, Allied Health, & School of Medicine					\$46.05	\$46.05
Center Delivery Fee	\$31.85				\$31.85	\$46.05
Masters of Public Health					\$145.40	\$145.40
Masters of Social Work						\$46.05
pMBA (Sioux Falls)						\$386.05
Non-Resident Online Computer Science, Cyber Operations, & Network & Security Admin.		\$110.15				
Non-Resident Online Masters In Engineering				\$178.85		

1. Other Sciences: SDSU: Ag & Biological Sciences, Botany, Horticulture, Interdisciplinary, Natural Resource Management, Plant, Wildlife and Fisheries, Geography; SDSM&T: Geography; USD: Earth Science, Meteorology. 2. Allied Health includes Nursing, Dental Hygiene, Occupational Therapy, Physician Assistant Studies, Physical Therapy, and HSC Paramedic Specialization.

CAMPUS PARKING, DINING, HOUSING

BLACK HILLS STATE UNIVERSITY			
Parking Registration		Residence Hall Rates - Semester	
Automobile - Annual	\$97.00	Single (Heidepriem, Thomas, Humbert)	\$2,564.00
Automobile - Annual - University Centers	\$35.00	Single (Wenona Cook Small)	\$1,972.00
Motorcycle - Annual	\$35.00	Single (Wenona Cook Large)	\$2,464.00
		Single (Bordeaux)	\$3,972.00
Meal Plan Rates		Double (Heidepriem, Thomas, Humbert)	\$1,963.00
Yellow Jacket	\$1,815.00	Double (Bordeaux)	\$2,805.00
Swarm 180	\$2,032.00	Double (Wenona Cook)	\$1,855.00
Suite Deal	\$982.00	Double Room/Single Occupancy (Heidepriem, Thomas, Humbert)	\$2,870.00
20 Block	\$188.00	Double Room/Single Occupancy (Wenona Cook)	\$2,760.00
40 Block	\$331.00	Double Room/Single Occupancy (Bordeaux)	\$4,009.00
		Single (Apartments)	\$3,329.00
		Double (Apartments)	\$2,543.00
		Double Room/Single Occupancy (Apartments)	\$3,733.00
		Family - Two Bedroom Apartment (Monthly)	\$848.00
		Summer Double Occupancy (Weekly)	\$127.00
		Summer Single Occupancy (Weekly)	\$189.00

DAKOTA STATE UNIVERSITY

Parking Registration		Residence Hall Rates - Semester	
Automobile - Annual	\$76.00	Double Occupancy	\$2,260.00
Restricted - Annual	\$153.00	Single Occupancy	\$2,830.00
Meal Plan Rates		8 Plex Apartments - Double	\$2,735.00
Big Blue	\$2,054.00	8 Plex Apartments - Single	\$3,090.00
Trojan Basic	\$1,451.00	Courtyard - Double	\$2,384.00
Dakota 225	\$1,966.00	Courtyard - Single	\$2,953.00
Dakota 145	\$1,671.00	Courtyard Suite - Double	\$2,657.00
Trojan Upper Class	\$1,065.00	Courtyard Suite - Single	\$2,997.00
Little Blue - Apartment	\$382.00	Residence Village - 4-Bedroom Suite	\$3,065.00
Commuter	\$382.00	Residence Village - 6-Bedroom Apartment	\$3,284.00
Resident Assistant Plan	\$1,671.00	Summer Double Occupancy (Weekly)	\$95.00
Apartment Managers Plan	\$1,065.00	Summer Single Occupancy (Weekly)	\$117.00
Resident Director Plan	\$1,606.00		

NORTHERN STATE UNIVERSITY

Parking Registration		Residence Hall Rates - Semester	
Automobile - Annual	\$81.00	Single	\$2,621.00
Restricted - Annual	\$81.00	Double	\$2,062.00
Annual - Faculty, Staff, Commuters and Residents of McArthur-Welsh, Kramer, Great Plains East	\$135.00	Single Occupancy - Kramer	\$3,448.00
Meal Plan Rates		Double Occupancy - Kramer	\$2,770.00
Wolf Pack 300	\$2,257.00	Single Occupancy - Great Plains East	\$3,113.00
Wolf Pack 100	\$2,097.00	Double Occupancy - Great Plains East	\$2,559.00
Wolf Weekly	\$1,951.00	Semi Suite - Double Occupancy - Kramer	\$2,636.00
Wolf Maroon	\$988.00	2 Person Suite - Wolves Memorial	\$3,339.00
Wolf All Flex	\$1,599.00	2 Person Suite - Wolves Memorial - Single Occupancy	\$3,834.00
Commuter Gold	\$435.00	4 Person Suite - Wolves Memorial	\$3,227.00
		4 Person Suite - Wolves Memorial - Single Occupancy	\$3,722.00
		4 Person Semi-Suite - Wolves Memorial	\$2,887.00
		4 Person Semi-Suite - Wolves Memorial - Single Occupancy	\$3,380.00
		2 Person Semi-Suite 2BD - Great Plains West	\$3,225.00
		4 Person Suite 2BD - Great Plains West	\$3,113.00
		4 Person Semi-Suite 2BD - Great Plains West	\$2,864.00
		4 BD Suite - Great Plains West	\$3,281.00

SOUTH DAKOTA SCHOOL OF MINES AND TECHNOLOGY

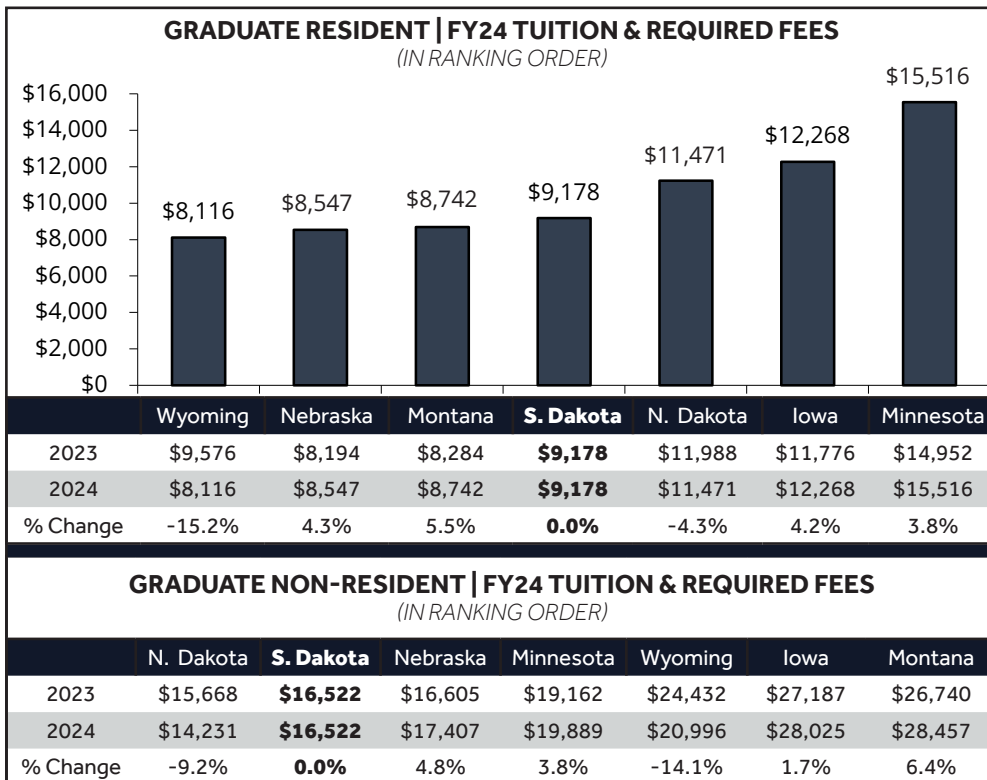
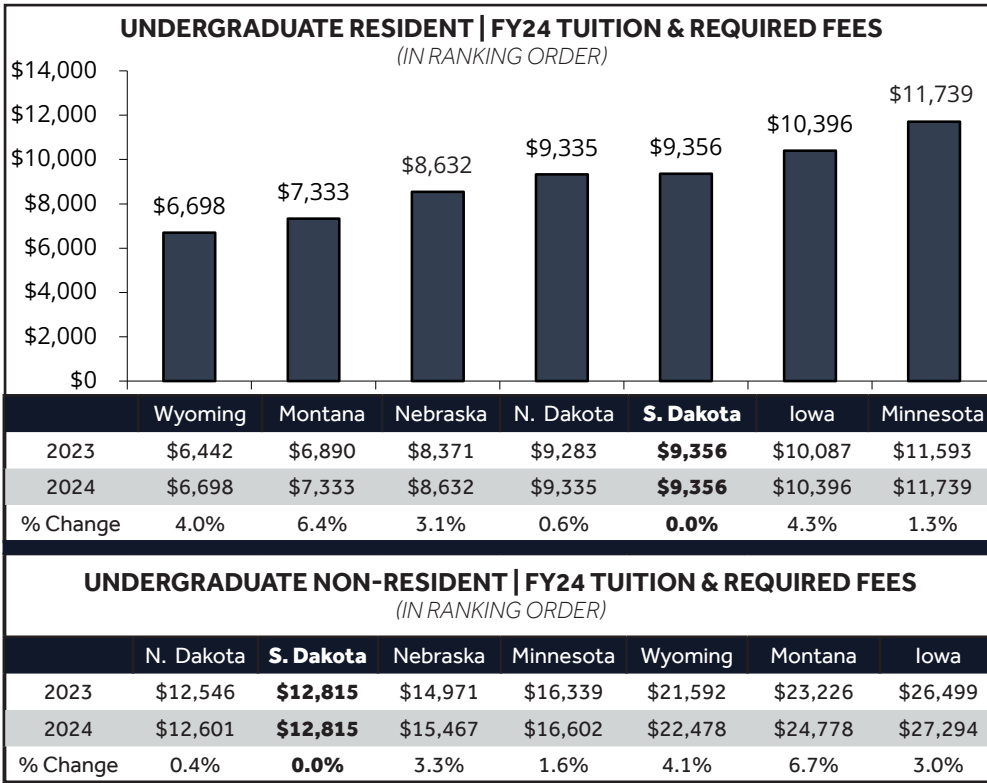
Parking Registration		Residence Hall Rates - Semester	
Automobile - Annual	\$127.00	Single Occupancy	\$2,480.00
Annual Secondary Vehicle	\$19.00	Double or Triple Occupancy	\$2,075.00
Motorcycle - Annual	\$39.00	Double - Single Occupancy	\$2,929.00
Resident Reserved, Rocker Square and Placer Lots - Annual	\$185.00	Quad Occupancy	\$2,322.00
Commuter - Annual	\$127.00	Study Quad	\$2,492.00
Meal Plan Rates		Placer Double Suite	\$2,678.00
Gold Rush	\$2,058.00	Placer Single Suite	\$3,078.00
Hardrocker 160 / Hardrocker 125	\$1,823.00	Rocker Square I Apartments	\$3,625.00
Hardrocker 75	\$1,052.00	Rocker Square II Apartments	\$3,496.00
Hardrocker Flex	\$1,158.00		
Rocker Square Flex	\$546.00		
50/50	\$484.00		
25/25	\$250.00		

SOUTH DAKOTA STATE UNIVERSITY			
Parking Registration		Residence Hall Rates - Semester	
Motorcycle - Annual	\$36.00	Single – Abbott, Caldwell, Spencer, Thorne	\$3,812.00
Resident / Commuter- Academic Year	\$161.00	Single – Ben Reifel, Hyde, Honors, Schultz	\$3,776.00
Economy Commuter - Academic Year	\$73.00	Single – Binnewies, Pierson, Young	\$2,885.00
Resident - Annual	\$197.00	Single – Brown, Bordeaux, Courtyard	\$3,249.00
Commuter - Summer	\$36.00	Single – Mathews	\$3,086.00
Resident - Summer	\$36.00	Designed Single – Abbott, Spencer, Thorne	\$3,283.00
Reserved - Academic Year	\$297.00	Double – Abbott, Caldwell, Spencer, Thorne	\$3,050.00
Gated - Per Hour	\$2.00	Double – Ben Reifel, Hyde, Honors, Schultz	\$3,197.00
Meal Plan Rates		Double – Binnewies, Pierson, Young	\$2,163.00
Premier	\$2,127.00	Double – Brown, Bordeaux, Courtyard	\$2,530.00
100 Block	\$1,660.00	Double – Mathews	\$2,311.00
50 Block	\$1,660.00	Triple – Ben Reifel	\$2,629.00
Silver Flex	\$1,660.00	Meadows North & Meadows South	\$3,049.00
Bronze Flex	\$1,427.00	Skylight/Huggins 2&3BD/Month	\$484.00
West Flex	\$830.00	Skylight 1.5 Bedroom/Month	\$640.00
		Garden Square 2 Bedroom/Month	\$495.00
		Garden Square 3 Bedroom/Month	\$536.00
		Southeast 1 Bedroom/Month	\$953.00
		Southeast 2 Bedroom/Month	\$735.00
		Southeast 3 Bedroom/Month	\$647.00
		Southeast 4 Bedroom/Month	\$593.00
		Southeast Town House/Month	\$742.00
		Thornbers Studios/Month - 1303 7th St.	\$381.00
		Thornbers Studios/Month - 1311 7th St. Sundal Studio/Month	\$411.00
		Thornbers Studios/Month - 710 13th Ave.	\$218.00
		Sundal 1 Bedroom/Month	\$484.00
		Sundal 2 Bedroom/Month	\$693.00
		Summer Double Occupancy- Weekly	\$83.00
		Summer Single Occupancy - Weekly	\$109.00
		Summer Apartment - Weekly	\$161.00
UNIVERSITY OF SOUTH DAKOTA			
Parking Registration		Residence Hall Rates - Semester	
Automobile - Annual	\$170.00	Single	\$2,835.00
Automobile - Annual - University Centers	\$34.00	Double	\$2,329.00
Meal Plan Rates		Triple Occupancy	\$1,998.00
Yote Pack 55	\$1,770.00	Double Room/Single Occupancy	\$3,028.00
Yote Pack 70	\$1,999.00	Triple Room/Double Occupancy	\$2,598.00
Yote Pack 120	\$1,905.00	McFadden Apartment 2BD	\$4,159.00
Coyote 10	\$1,770.00	McFadden Apartment 4BD	\$3,444.00
Coyote 17	\$2,201.00	Coyote Village Apartment 2BD	\$4,315.00
Paw Pleaser (Flex A)	\$1,770.00	Coyote Village Apartment 4BD	\$3,574.00
Paw Pride (Flex B)	\$979.00	Single 2 BD (Coyote Village Super Suite)	\$4,052.00
Paw Print (Flex C)	\$491.00	Single 4 BD (Coyote Village Super Suite)	\$3,376.00
		Summer Double Occupancy (Weekly)	\$122.00
		Summer Single Occupancy (Weekly)	\$150.00
		Summer - Single	\$1,430.00
		Summer - Coyote Village Super Suite 2 Bedroom	\$811.00
		Summer - Coyote Village Super Suite 4 Bedroom	\$676.00
		Summer - Coyote Village Apartment 2 Bedroom	\$863.00
		Summer - Coyote Village Apartment 4 Bedroom	\$714.00

REGIONAL COMPARISON

SYSTEM AVERAGE COST AND RANK OF PUBLIC INSTITUTIONS

All amounts are based on 30 credit hours for an undergraduate and 24 credit hours for a graduate student.



Source: Fall 2022 and Fall 2023 Tuition Data Collection

COMPARISON UNIVERSITIES

IOWA

- Iowa State University
- The University of Iowa
- University of Northern Iowa

MINNESOTA

- Bemidji State University
- Metropolitan State University
- Minnesota State University-Mankato
- Minnesota State University-Moorhead
- Southwest Minnesota State University
- Saint Cloud State University
- Winona State University
- University of Minnesota-Duluth
- University of Minnesota-Crookston
- University of Minnesota-Morris
- University of Minnesota-Twin Cities

MONTANA

- Montana State University-Billings
- Montana State University-Bozeman
- Montana State University-Northern
- Montana Tech of the University of Montana
- University of Montana - Western
- University of Montana - Missoula

NEBRASKA

- Chadron State College
- Peru State College
- Wayne State College
- University of Nebraska-Kearney
- University of Nebraska-Lincoln
- University of Nebraska at Omaha

NORTH DAKOTA

- Dickinson State University
- Mayville State University
- Minot State University
- North Dakota State University
- Valley City State University
- University of North Dakota

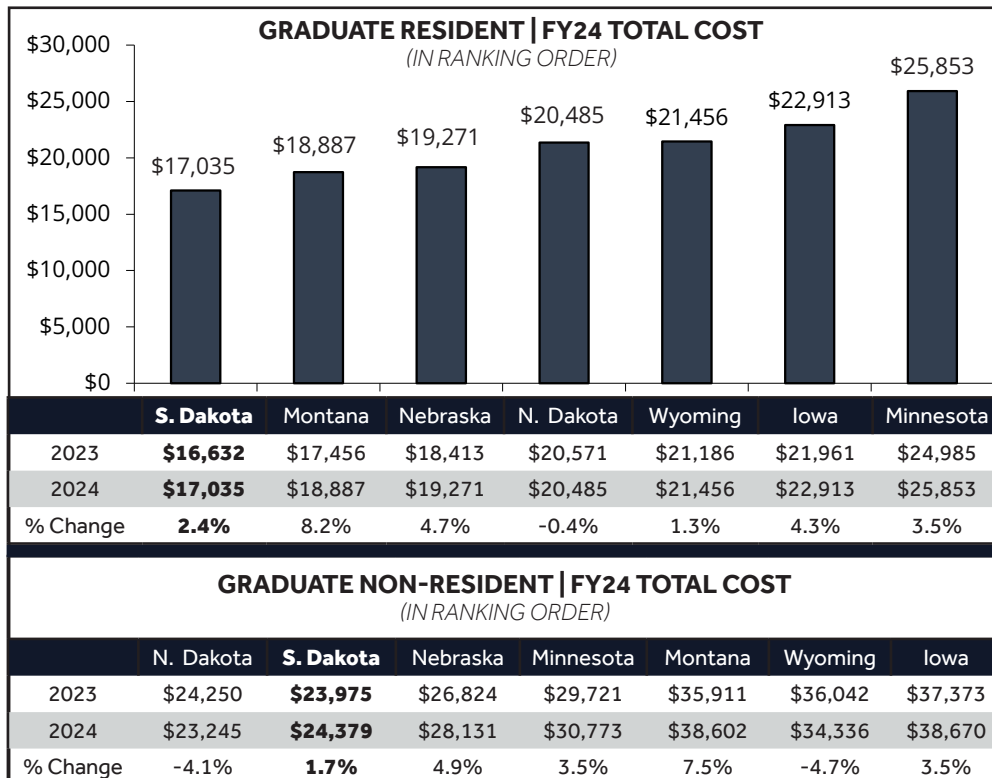
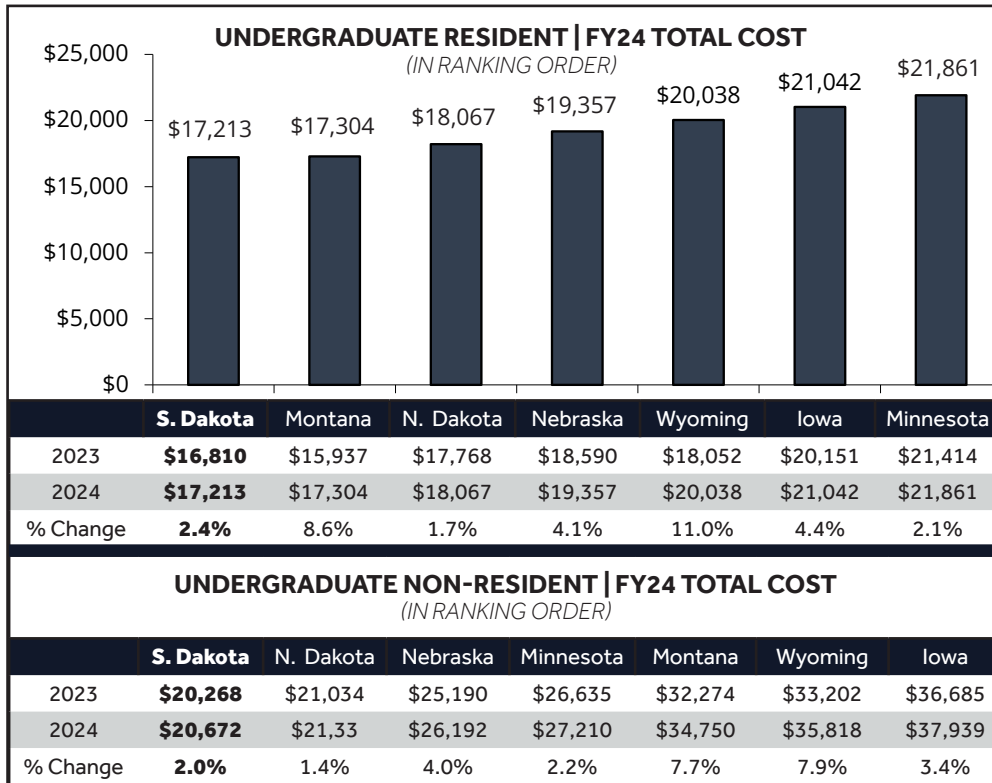
WYOMING

- University of Wyoming

REGIONAL COMPARISON

SYSTEM AVERAGE COST AND RANK OF PUBLIC INSTITUTIONS

Total Cost includes tuition and required fees plus room and board.





FACULTY PROFILE BY UNIVERSITY | FY24

Information includes all permanent and temporary benefit eligible faculty employees greater than or equal to 0.5 FTE.

	BHSU		DSU		NSU		SDM		SDSU		USD		SYSTEM	
Rank	#	% of Total	#	% of Total	#	% of Total	#	% of Total	#	% of Total	#	% of Total	#	% of Total
Instructor	27	26.5%	24	23.8%	16	18.6%	32	21.1%	164	30.1%	127	31.4%	390	28%
Assistant Professor	25	24.5%	36	35.6%	31	36.0%	42	27.6%	137	25.2%	85	21.0%	356	25%
Associate Professor	20	19.6%	23	22.8%	16	18.6%	38	25.0%	114	21.0%	90	22.2%	301	22%
Professor	30	29.4%	18	17.8%	23	26.7%	40	26.3%	129	23.7%	103	25.4%	343	25%
HIGHEST DEGREE ATTAINED	#	% of Total	#	% of Total	#	% of Total	#	% of Total	#	% of Total	#	% of Total	#	% of Total
Other Accredited	2	2.0%	1	1.0%	0	0.0%	0	0.0%	12	2.2%	8	2.0%	23	2%
Master	29	28.4%	36	35.6%	22	23.3%	19	12.5%	141	25.9%	134	33.0%	381	27%
Doctor	71	69.6%	64	63.4%	66	76.7%	133	87.5%	391	71.9%	262	65.0%	985	71%
TERMINAL DEGREE	#	% of Total	#	% of Total	#	% of Total	#	% of Total	#	% of Total	#	% of Total	#	% of Total
Non-Terminal Degree	22	21.6%	27	26.7%	14	16.3%	25	16.4%	139	25.6%	145	35.6%	382	27%
Terminal Degree	80	78.4%	74	73.3%	72	83.7%	127	83.6%	405	74.4%	259	64.0%	1007	73%
TENURED	#	% of Total	#	% of Total	#	% of Total	#	% of Total	#	% of Total	#	% of Total	#	% of Total
Non-Tenured	52	51.0%	65	64.4%	48	55.8%	82	53.9%	332	61.0%	248	61.2%	827	59%
Tenured	50	49.0%	36	35.6%	38	44.2%	70	46.1%	211	39.0%	157	38.8%	563	41%

FACULTY AVERAGE SALARIES | FY24

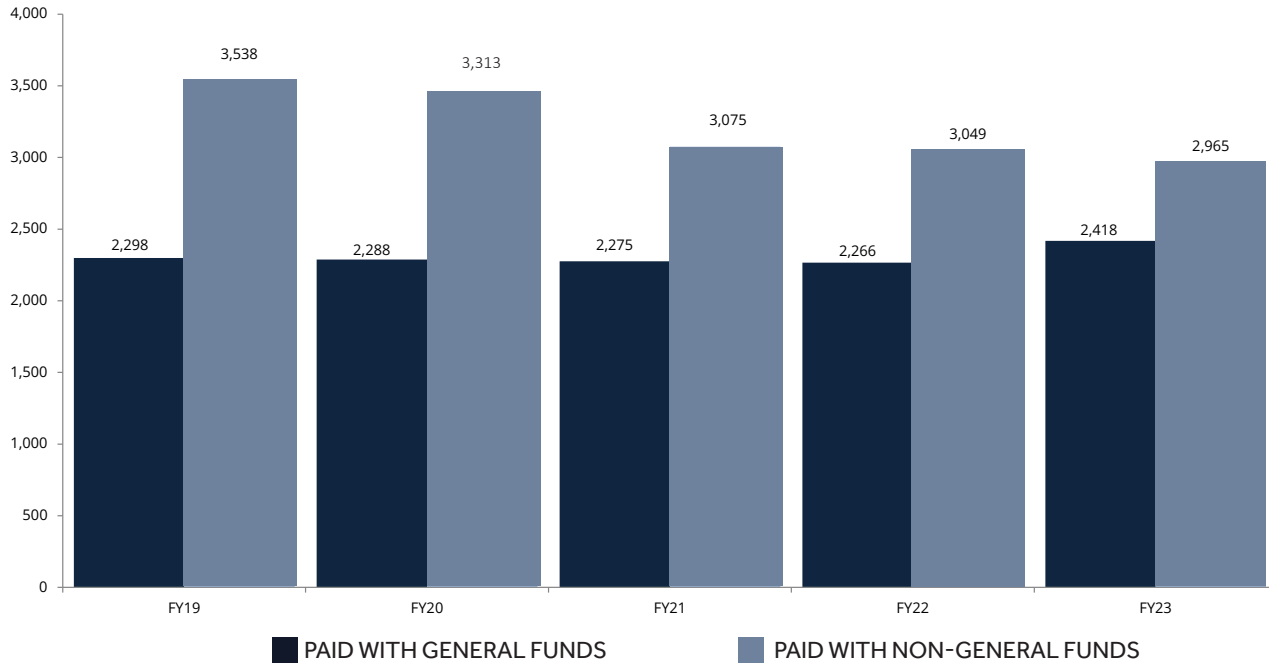
Figures represent a nine-month contract

	PROFESSOR	ASSOCIATE PROFESSOR	ASSISTANT PROFESSOR	INSTRUCTOR
BHSU	\$94,334.00	\$70,031.00	\$69,745.00	\$54,404.00
DSU	\$119,807.00	\$101,712.00	\$80,656.00	\$62,830.00
NSU	\$93,736.00	\$88,401.00	\$66,778.00	\$57,278.00
SDM	\$133,258.00	\$105,647.00	\$82,358.00	\$69,960.00
SDSU	\$119,399.00	\$98,166.00	\$85,445.00	\$68,851.00
USD	\$112,744.00	\$87,579.00	\$79,146.00	\$63,730.00
SANFORD SOM	\$139,680.00	\$103,415.00	\$85,078.00	\$75,850.00
SYSTEM	\$116,137.00	\$94,762.00	\$80,783.00	\$66,970.00

Source: BOR Human Resource Information System as of November 2023.

BOR EMPLOYEE UTILIZATION BY FUND SOURCE | FY19 - FY 23

Information includes all employees including student workers and graduate assistantships.



STUDENT-FACULTY RATIO

This table is based on Faculty and Graduate Assistant FTE utilized for instruction. The table does not include Faculty and Student FTE's from the NSU's E-Learning Center, Sanford School of Medicine, Cooperative Extension Services, Agriculture Experiment Station or ADRDL faculty FTE.

	BHSU	DSU	NSU	SDM	SDSU	USD	TOTAL
FY19	19.8	18.7	16.1	13.4	18.5	22.5	18.8
FY20	19.2	19.2	15.9	12.7	18.9	22.7	18.8
FY21	19.2	18.6	19.5	12.3	19.6	21.6	19.1
FY22	20.0	19.2	18.6	12.8	20.1	21.3	19.3
FY23	20.5	21.0	18.8	13.8	21.2	20.9	20.0

Source: FY23 FTE Utilization Report and Higher Education Enrollment Reports.

STUDENT EMPLOYMENT

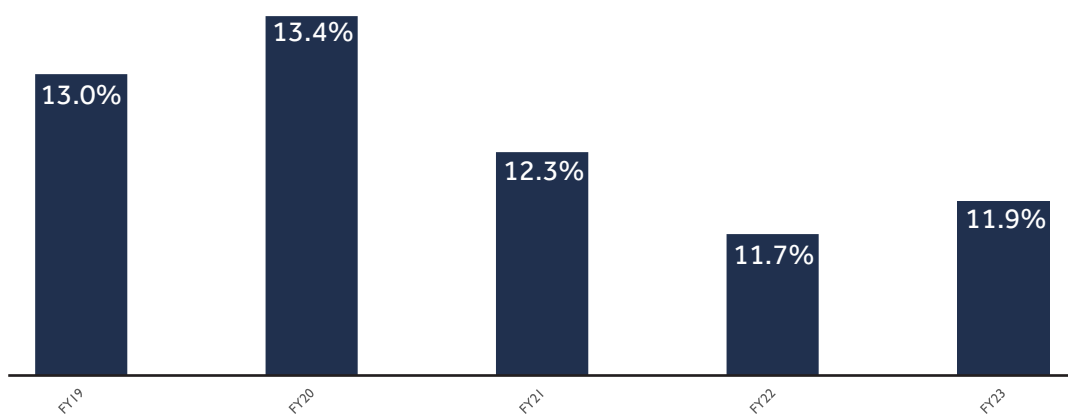
This is a count of total federal work-study, student positions and graduate assistant positions and could include duplication of individuals holding more than one job.

	FEDERAL WORK-STUDY	STUDENT EMPLOYMENT	GRADUATE ASSISTANTS	TOTALS
BHSU	124	314	13	451
DSU	58	168	32	258
NSU	118	169	38	325
SDM	134	431	168	733
SDSU	222	1,515	556	2,293
USD	362	1,006	385	1,753
TOTALS	1,018	3,603	1,192	5,813

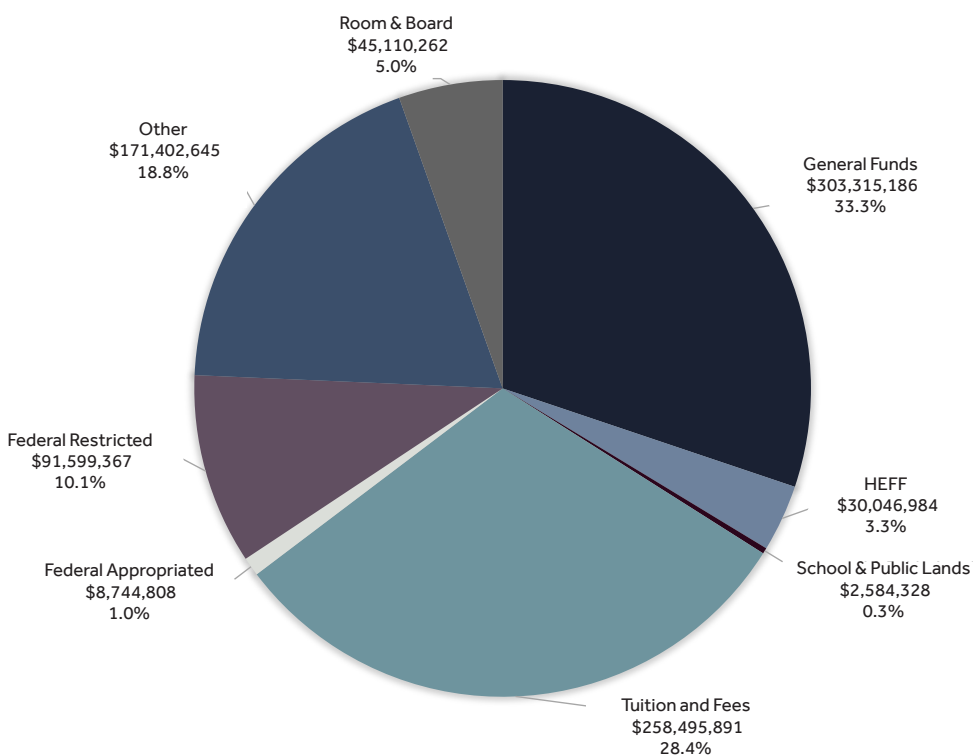


FINANCIAL HEALTH

**BOARD OF REGENTS
PERCENT OF STATE
GENERAL FUND
EXPENDITURES**



**BOARD OF REGENTS
BUDGET BY FUND SOURCE
FISCAL YEAR 2024
\$911,299,472**



ALL FUNDS OPERATING BUDGETS

	General Funds	HEFF	School & Public Lands	Tuition	Federal Funds	Other	Room & Board	Student Fees	All Funds
BHSU	\$15,110,977	\$31,161	\$173,360	\$16,158,773	\$3,435,502	\$5,623,815	\$3,296,789	\$1,917,384	\$45,747,760
FTE	167.1	0.0	0.0	106.9	21.4	28.2	4.1	3.7	331.5
DSU	\$14,750,169	\$22,362	\$173,360	\$18,227,978	\$5,108,682	\$16,118,604	\$5,267,316	\$3,541,017	\$63,209,488
FTE	150.2	0.0	0.0	126.6	2.3	41.0	11.4	11.3	342.8
NSU	\$16,701,644	\$36,293	\$247,577	\$13,263,982	\$2,289,544	\$6,856,894	\$3,526,341	\$1,191,648	\$44,113,923
FTE	177.7	0.0	0.0	80.4	9.8	34.0	15.7	3.5	321.1
NSU Center for Statewide E-Learning	\$4,015,049	\$0	\$0	\$0	\$0	\$0	\$0	\$0	\$4,015,049
FTE	39.9	0.0	0.0	0.0	0.0	0.0	0.0	0.0	39.9
SDM	\$24,362,377	\$34,093	\$133,022	\$19,819,376	\$13,383,104	\$13,801,649	\$6,540,599	\$5,903,877	\$83,978,097
FTE	243.3	0.0	0.0	103.6	32.6	33.5	5.2	30.2	448.4
SDSU	\$66,457,185	\$131,975	\$848,451	\$70,397,940	\$24,169,830	\$40,973,789	\$18,566,942	\$31,798,863	\$253,344,975
FTE	657.092	0.0	5.5	422.5	36.0	184.0	58.0	153.0	1,516.1
SDSU Extension	\$10,494,885	\$0	\$0	\$0	\$7,249,745	\$2,838,608	\$0	\$0	\$20,583,238
FTE	114.0	0.0	0.0	0.0	48.3	18.1	0.0	0.0	180.4
Ag Experiment Station	\$15,135,689	\$0	\$400,000	\$0	\$12,142,524	\$16,151,892	\$0	\$0	\$43,830,105
FTE	136.0	0.0	0.0	0.0	44.2	56.1	0.0	0.0	236.3
ADRDL	\$2,216,113	\$0	\$0	\$0	\$319,459	\$6,061,607	\$0	\$0	\$8,597,179
FTE	17.909	0.0	0.0	0.0	0.0	27.7	0.0	0.0	45.6
USD	\$50,091,735	\$87,983	\$236,041	\$47,192,676	\$13,042,845	\$30,910,462	\$11,968,478	\$10,192,359	\$163,722,579
FTE	474.0	0.0	0.0	316.0	77.4	134.5	16.1	57.0	1,074.9
SSOM	\$30,099,839	\$0	\$0	\$12,063,819	\$13,005,074	\$10,310,544	\$0	\$3,653,253	\$69,132,529
FTE	196.7	0.0	0.0	40.2	62.9	41.1	0.0	14.1	355.0
Law School	\$2,494,927	\$0	\$0	\$2,744,944	\$87,283	\$321,589	\$0	\$692,012	\$6,340,755
FTE	18.6	0.0	0.0	13.1	0.8	0.1	0.0	1.6	34.3
SDSD	\$3,000,195	\$0	\$277,382	\$0	\$0	\$191,092	\$0	\$0	\$3,468,669
FTE	26.0	0.0	0.0	0.0	0.0	0.0	0.0	0.0	26.0
SDSBVI	\$3,825,463	\$0	\$95,135	\$0	\$90,461	\$304,892	\$0	\$0	\$4,315,951
FTE	43.1	0.0	0.0	0.0	0.8	1.8	0.0	0.0	45.6
REGENTS CENTRAL OFFICE									
Executive Director	\$5,070,500	\$0	\$0	\$0	\$0	\$871,979	\$0	\$0	\$5,942,479
FTE	24.7	0.0	0.0	0.0	0.0	3.0	0.0	0.0	27.7
System Support*	\$39,488,439	\$29,703,117	\$0	\$0	\$6,020,122	\$15,745,018	\$0	\$0	\$90,956,696
FTE	18.4	0.0	0.0	0.0	3.0	17.4	0.0	0.0	38.8
SYSTEM TOTAL	\$303,315,186	\$30,046,984	\$2,584,328	\$199,869,488	\$100,344,175	\$171,402,646	\$45,110,263	\$58,626,403	\$911,299,472
FTE	2,504.7	0.0	5.5	1,209.4	339.6	620.5	110.5	274.3	5,064.5

*System Support includes Regent Information Systems, System Issues (bonded indebtedness and leases, utilities, Executive Director's system initiatives, college prep, library initiative, system research initiative grants, and system scholarships), Enrollment Services Center, Electronic University Consortium, and South Dakota Library Network.

Source: FY24 Operating Budgets

OPERATING BUDGETS BY PROGRAM

ALL FUNDS

	Instruction	Research	Public Service	Academic Support	Student Services	Institutional Support
BHSU	\$13,686,436	\$2,515,486	\$2,004,995	\$4,008,713	\$6,647,980	\$6,446,674
FTE	117.1	9.0	12.4	25.7	59.9	42.7
DSU	\$17,637,378	\$6,155,023	\$6,692,269	\$5,118,383	\$8,621,711	\$8,787,355
FTE	115.3	9.3	13.0	36.2	64.3	53.7
NSU	\$17,964,089	\$89,264	\$1,238,151	\$3,860,982	\$7,234,465	\$5,250,713
FTE	125.7	1.5	10.4	28.3	61.8	37.8
NSU Center for Statewide E-Learning	\$3,131,969	\$0	\$0	\$883,080	\$0	\$0
FTE	33.4	0.0	0.0	6.5	0.0	0.0
SDM	\$27,563,946	\$17,335,185	\$574,920	\$4,492,124	\$7,642,128	\$10,258,418
FTE	181.2	46.5	4.6	31.0	66.8	47.8
SDSU	\$87,494,633	\$19,140,094	\$5,453,034	\$26,220,774	\$29,293,647	\$30,001,864
FTE	639.2	42.5	34.9	171.8	212.2	112.1
SDSU Extension	\$0	\$0	\$20,583,238	\$0	\$0	\$0
FTE	0.0	0.0	180.4	0.0	0.0	0.0
Ag Experiment Station	\$0	\$43,830,105	\$0	\$0	\$0	\$0
FTE	0.0	236.3	0.0	0.0	0.0	0.0
ADRDL	\$5,607	\$140,862	\$8,450,209	\$0	\$0	\$500
FTE	0.0	0.0	45.6	0.0	0.0	0.0
USD	\$44,811,740	\$7,902,293	\$10,723,279	\$22,130,145	\$23,739,968	\$23,852,748
FTE	335.0	20.7	78.6	159.1	158.7	145.7
SSOM	\$40,064,644	\$8,836,869	\$7,783,158	\$9,480,303	\$1,584,594	\$1,382,960
FTE	203.6	37.1	48.6	46.9	12.3	6.5
Law School	\$3,711,399	\$0	\$155,518	\$2,444,399	\$29,439	\$0
FTE	20.9	0.0	1.4	12.0	0.0	0.0
SDSD	\$1,597,251	\$0	\$0	\$0	\$765,662	\$664,259
FTE	16.2	0.0	0.0	0.0	7.0	2.8
SDSBVI	\$2,414,195	\$0	\$0	\$40,408	\$600,090	\$569,646
FTE	28.6	0.0	0.0	0.3	9.8	3.5
REGENTS CENTRAL OFFICE						
Executive Director	\$0	\$0	\$0	\$0	\$0	\$5,942,479
FTE	0.0	0.0	0.0	0.0	0.0	27.7
System Support*	\$123,287	\$0	\$2,538,021	\$815,054	\$0	\$27,742,247
FTE	0.0	0.0	1.2	1.0	0.0	36.6
SYSTEM TOTAL	\$260,206,574	\$105,945,181	\$66,196,793	\$79,494,366	\$86,159,684	\$120,899,863
FTE	1,816.2	402.9	431.1	518.9	652.8	516.8

*System Support includes Regent Information Systems, System Issues (bonded indebtedness and leases, utilities, Executive Director's system initiatives, college prep, library initiative, system research initiative grants, and system scholarships), Enrollment Services Center, Electronic University Consortium, and South Dakota Library Network.

Source: FY24 Operating Budgets

	OE of Plant	Scholarships	Auxiliary	Total
BHSU	\$4,869,274	\$127,572	\$5,440,629	\$45,747,760
FTE	48.0	0.0	16.8	331.5
DSU	\$3,263,760	\$484,222	\$6,449,387	\$63,209,488
FTE	34.4	0.0	16.6	342.8
NSU	\$4,109,342	\$0	\$4,366,917	\$44,113,923
FTE	35.7	0.0	19.9	321.1
NSU Center for Statewide E-Learning	\$0	\$0	\$0	\$4,015,049
FTE	0.0	0.0	0.0	39.9
SDM	\$6,135,304	\$670,688	\$9,305,383	\$83,978,097
FTE	55.3	0.0	15.1	448.4
SDSU	\$30,853,232	\$4,959,258	\$19,928,439	\$253,344,975
FTE	215.2	0.0	88.1	1516.1
SDSU Extension	\$0	\$0	\$0	\$20,583,238
FTE	0.0	0.0	0.0	180.4
Ag Experiment Station	\$0	\$0	\$0	\$43,830,105
FTE	0.0	0.0	0.0	236.3
ADRDL	\$0	\$0	\$0	\$8,597,179
FTE	0.0	0.0	0.0	45.6
USD	\$14,070,039	\$806,684	\$15,685,683	\$163,722,579
FTE	146.0	0.0	31.1	1,074.9
SSOM	\$0	\$0	\$0	\$69,132,529
FTE	0.0	0.0	0.0	355.0
Law School	\$0	\$0	\$0	\$6,340,755
FTE	0.0	0.0	0.0	34.3
SDSD	\$441,497	\$0	\$0	\$3,468,669
FTE	0.0	0.0	0.0	26.0
SDSBVI	\$691,612	\$0	\$0	\$4,315,951
FTE	3.4	0.0	0.0	45.6
REGENTS CENTRAL OFFICE				
Executive Director	\$0	\$0	\$0	\$5,942,479
FTE	0.0	0.0	0.0	27.7
System Support*	\$51,198,300	\$8,539,787	\$0	\$90,956,696
FTE	0.0	0.0	0.0	38.8
SYSTEM TOTAL	\$115,632,361	\$15,588,212	\$61,176,438	\$911,299,472
FTE	538.0	0.0	187.6	5,064.4

NOTES

SDSU ADRDL:

Animal Disease Research & Diagnostic Laboratory

USD SSOM:

Sanford School of Medicine

System Support includes:

Regent Information Systems, System Issues (bonded indebtedness and leases, utilities, Executive Director's system initiatives, college prep, library initiative, system research initiative grants, and system scholarships), Enrollment Services Center, Electronic University Consortium, and South Dakota Library Network.

OPERATING BUDGETS BY PROGRAM

GENERAL FUNDS ONLY

	Instruction	Research	Public Service	Academic Support	Student Services	Institutional Support
BHSU	\$2,775,476	\$66,481	\$2,005	\$2,331,242	\$3,583,240	\$2,904,112
FTE	31.3	0.5	0.0	22.0	43.3	27.0
DSU	\$1,726,465	\$0	\$0	\$3,030,977	\$3,955,080	\$3,379,366
FTE	11.0	0.0	0.0	26.3	53.6	27.8
NSU	\$4,092,574	\$0	\$0	\$2,739,693	\$4,324,914	\$2,665,293
FTE	40.3	0.0	0.0	26.6	52.9	24.2
NSU Center for Statewide E-Learning	\$3,131,969	\$0	\$0	\$883,080	\$0	\$0
FTE	33.4	0.0	0.0	6.5	0.0	0.0
SDM	\$8,662,318	\$366,777	\$132,358	\$1,810,634	\$4,432,310	\$4,572,883
FTE	72.6	3.2	1.0	21.0	53.9	41.0
SDSU	\$22,581,047	\$1,155,953	\$0	\$8,045,018	\$9,932,895	\$9,389,776
FTE	216.8	8.3	0.0	98.1	126.7	50.6
SDSU Extension	\$0	\$0	\$10,494,885	\$0	\$0	\$0
FTE	0.0	0.0	114.0	0.0	0.0	0.0
Ag Experiment Station	\$0	\$15,135,689	\$0	\$0	\$0	\$0
FTE	0.0	136.0	0.0	0.0	0.0	0.0
ADRDL	\$0	\$0	\$2,216,113	\$0	\$0	\$0
FTE	0.0	0.0	17.9	0.0	0.0	0.0
USD	\$10,281,627	\$305,072	\$712,885	\$9,943,424	\$10,255,553	\$10,621,331
FTE	85.3	0.6	6.9	96.3	111.7	89.1
SSOM	\$23,014,534	\$0	\$280,725	\$5,029,892	\$1,230,905	\$543,783
FTE	144.4	0.0	2.0	35.6	9.8	4.9
Law School	\$1,108,747	\$0	\$0	\$1,386,180	\$0	\$0
FTE	8.8	0.0	0.0	9.8	0.0	0.0
SDSD	\$1,515,733	\$0	\$0	\$0	\$713,662	\$646,759
FTE	16.2	0.0	0.0	0.0	7.0	2.8
SDSBVI	\$2,033,582	\$0	\$0	\$38,908	\$584,251	\$533,212
FTE	26.1	0.0	0.0	0.3	9.8	3.5
REGENTS CENTRAL OFFICE						
Executive Director	\$0	\$0	\$0	\$0	\$0	\$5,070,500
FTE	0.0	0.0	0.0	0.0	0.0	24.7
System Support	\$0	\$0	\$0	\$0	\$0	\$10,815,969
FTE	0.0	0.0	0.0	0.0	0.0	18.4
SYSTEM TOTAL	\$80,924,073	\$17,029,971	\$13,838,970	\$35,239,048	\$39,012,811	\$51,142,984
FTE	686.1	148.7	141.8	342.6	468.6	314.0

Source: FY24 Operating Budgets

	OE of Plant	Scholarships	Auxiliary	Total
BHSU	\$3,445,531	\$0	\$2,890	\$15,110,977
FTE	43.0	0.0	0.0	167.1
DSU	\$2,658,281	\$0	\$0	\$14,750,169
FTE	31.5	0.0	0.0	150.2
NSU	\$2,879,170	\$0	\$0	\$16,701,644
FTE	33.7	0.0	0.0	177.7
NSU Center for Statewide E-Learning	\$0	\$0	\$0	\$4,015,049
FTE	0.0	0.0	0.0	39.9
SDM	\$4,385,097	\$0	\$0	\$24,362,377
FTE	50.7	0.0	0.0	243.3
SDSU	\$15,248,506	\$0	\$103,990	\$66,457,185
FTE	155.1	0.0	1.5	657.1
SDSU Extension	\$0	\$0	\$0	\$10,494,885
FTE	0.0	0.0	0.0	114.0
Ag Experiment Station	\$0	\$0	\$0	\$15,135,689
FTE	0.0	0.0	0.0	136.0
ADRDL	\$0	\$0	\$0	\$2,216,113
FTE	0.0	0.0	0.0	17.9
USD	\$7,971,843	\$0	\$0	\$50,091,735
FTE	84.1	0.0	0.0	474.0
SSOM	\$0	\$0	\$0	\$30,099,839
FTE	0.0	0.0	0.0	196.7
Law School	\$0	\$0	\$0	\$2,494,927
FTE	0.0	0.0	0.0	18.6
SDSD	\$124,041	\$0	\$0	\$3,000,195
FTE	0.0	0.0	0.0	26.0
SDSBVI	\$635,510	\$0	\$0	\$3,825,463
FTE	3.4	0.0	0.0	43.1
REGENTS CENTRAL OFFICE				
Executive Director	\$0	\$0	\$0	\$5,070,500
FTE	0.0	0.0	0.0	24.7
System Support	\$21,495,183	\$7,177,287	\$0	\$39,488,439
FTE	0.0	0.0	0.0	18.4
SYSTEM TOTAL	\$58,843,163	\$7,177,287	\$106,880	\$303,315,186
FTE	401.5	0.0	1.5	2504.7



BUDGETED SALARIES/FTE BY CATEGORY

ALL FUNDS

	Non-Instructional Administrator	Instructional Administrator	Faculty	Professional/Technical	Civil Service	Part-time Temporary	Total
BHSU	\$1,178,658	\$903,311	\$10,296,958	\$7,040,567	\$4,285,395	\$1,790,585	\$25,495,474
FTE	5.5	9.4	109.8	103.5	91.5	11.8	331.5
DSU	\$1,809,096	\$1,061,467	\$11,770,965	\$9,751,948	\$5,591,132	\$761,247	\$30,745,855
FTE	10.1	6.1	98.4	117.5	110.7	0.0	342.8
NSU	\$1,045,674	\$776,197	\$9,240,064	\$6,915,869	\$4,595,256	\$1,380,692	\$23,953,752
FTE	5.8	7.5	99.1	106.6	100.6	1.6	321.1
NSU Center for Statewide E-Learning	\$60,654	\$0	\$1,999,782	\$266,458	\$438,929	\$11,771	\$2,777,593
FTE	0.4	0.0	29.5	2.9	7.2	0.0	39.9
SDM	\$2,078,560	\$879,294	\$16,276,968	\$9,309,144	\$6,221,494	\$10,357,131	\$45,122,591
FTE	11.1	6.5	156.9	133.2	135.0	5.7	448.4
SDSU	\$4,291,272	\$7,082,984	\$52,535,485	\$37,614,692	\$26,245,675	\$3,796,253	\$131,566,361
FTE	24.0	39.5	515.1	487.4	448.9	1.2	1,516.1
SDSU Extension	\$171,888	\$301,426	\$2,266,643	\$6,675,953	\$2,150,462	\$19,936	\$11,586,307
FTE	1.0	1.3	21.9	109.3	46.9	0.0	180.4
Ag Experiment Station	\$187,995	\$517,339	\$12,373,701	\$7,073,300	\$2,363,592	\$76,622	\$22,592,549
FTE	1.0	2.6	93.2	89.4	50.1	0.1	236.3
ADRDL	\$137,557	\$41,858	\$714,530	\$615,087	\$1,698,162	\$0	\$3,207,194
FTE	0.7	0.2	5.5	8.4	30.8	0.0	45.6
USD	\$3,902,813	\$1,753,001	\$32,938,862	\$27,597,898	\$18,423,261	\$5,175,302	\$89,791,138
FTE	20.8	11.2	303.6	351.1	377.9	10.4	1,074.9
SSOM	\$1,362,752	\$6,088,090	\$17,878,742	\$9,176,985	\$4,200,358	\$1,607,883	\$40,314,810
FTE	3.5	23.5	143.2	97.7	87.2	0.0	355.0
Law School	\$0	\$559,573	\$2,382,554	\$678,122	\$300,868	\$235,654	\$4,156,771
FTE	0.0	2.6	19.6	4.9	6.3	0.8	34.3
SDSD	\$184,333	\$0	\$826,755	\$516,457	\$67,528	\$163,063	\$1,758,136
FTE	1.5	0.0	13.9	8.5	1.5	0.6	26.0
SDSBVI	\$184,333	\$78,642	\$1,122,395	\$397,133	\$789,161	\$48,000	\$2,619,664
FTE	1.5	1.0	18.7	7.8	15.3	1.3	45.6
REGENTS CENTRAL OFFICE							
Executive Director	\$1,563,913	\$0	\$0	\$1,808,854	\$44,878	\$50,000	\$3,467,645
FTE	8.4	0.0	0.0	18.0	1.0	0.3	27.7
System Support	\$180,333	\$0	\$0	\$1,829,919	\$1,986,183	\$4,080	\$4,000,514
FTE	1.0	0.0	0.0	15.2	22.6	0.0	38.8
SYSTEM TOTAL	\$18,339,831	\$20,043,182	\$172,624,403	\$127,268,386	\$79,402,334	\$25,478,220	\$443,156,355
FTE	96.4	111.4	1,628.2	1,661.3	1,533.5	33.8	5,064.5

Source: FY24 Operating Budgets

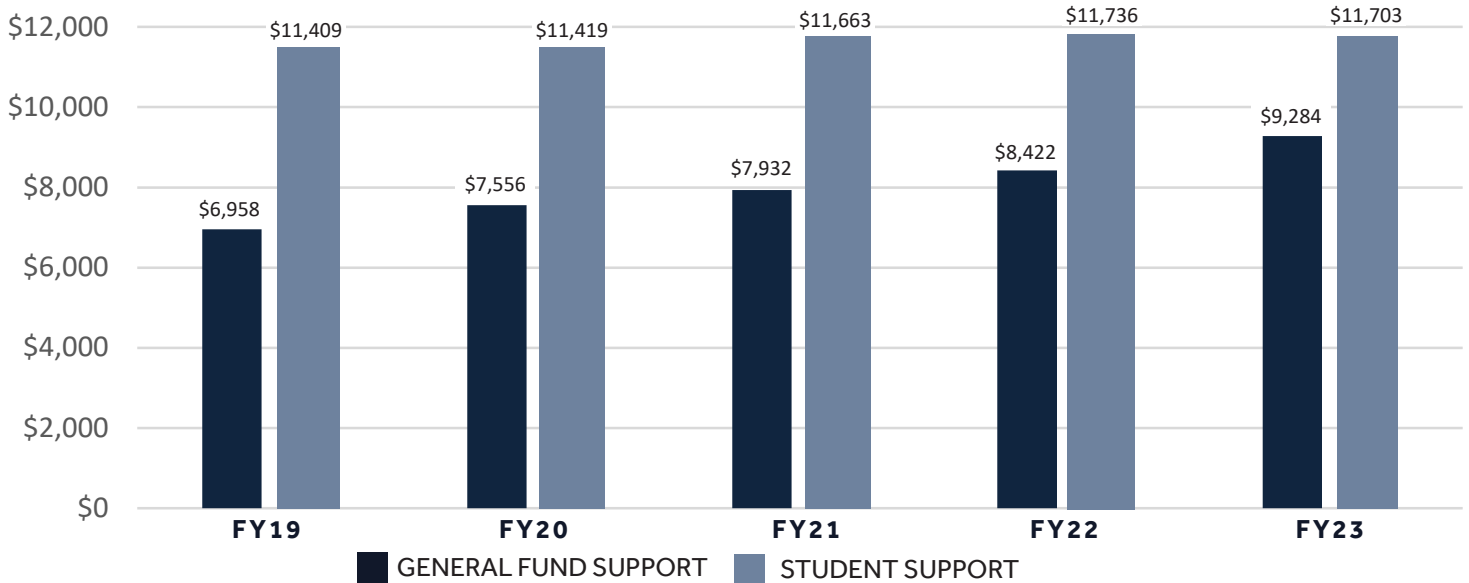
BUDGETED SALARIES/FTE BY CATEGORY

GENERAL FUNDS

	Non-Instructional Administrator	Instructional Administrator	Faculty	Professional/Technical	Civil Service	Part-time Temporary	Total
BHSU	\$746,618	\$602,233	\$1,991,336	\$3,831,116	\$3,218,045	\$450,866	\$10,840,213
FTE	3.3	5.4	28.0	59.2	68.6	2.8	167.2
DSU	\$1,624,107	\$742,506	\$515,852	\$3,683,692	\$3,982,400	\$170,150	\$10,718,707
FTE	9.2	4.1	3.0	57.6	76.3	0.0	150.2
NSU	\$1,030,824	\$736,957	\$3,043,151	\$4,086,066	\$2,934,424	\$168,829	\$12,000,251
FTE	5.7	6.5	35.8	65.2	64.6	0.0	177.7
NSU Center for Statewide E-Learning	\$60,654	\$0	\$1,999,782	\$266,458	\$438,929	\$11,771	\$2,777,593
FTE	0.4	0.0	29.5	2.9	7.2	0.0	39.9
SDM	\$1,903,988	\$472,576	\$5,858,687	\$4,793,307	\$4,688,642	\$9,875	\$17,727,076
FTE	10.3	3.0	59.7	68.7	101.7	0.0	243.3
SDSU	\$409,220	\$1,745,408	\$13,320,360	\$13,562,496	\$17,239,207	\$576,069	\$46,852,759
FTE	2.5	10.3	139.3	207.8	297.3	0.0	657.1
SDSU Extension	\$137,510	\$201,779	\$1,702,142	\$4,704,098	\$1,194,408	\$4,059	\$7,943,996
FTE	0.8	0.8	16.9	70.7	24.9	0.0	114.0
Ag Experiment Station	\$140,981	\$392,277	\$7,005,921	\$2,351,047	\$1,580,492	\$46,477	\$11,517,195
FTE	0.7	1.9	63.9	36.5	33.0	0.0	136.0
ADRDL	\$131,557	\$41,858	\$714,530	\$110,908	\$583,196	\$0	\$1,582,049
FTE	0.7	0.2	5.5	1.4	10.1	0.0	17.9
USD	\$2,767,808	\$655,012	\$8,747,153	\$13,027,997	\$10,119,128	\$814,764	\$36,131,862
FTE	14.6	3.5	84.7	172.3	198.9	0.0	474.0
SSOM	\$1,317,334	\$4,376,991	\$10,016,248	\$2,158,619	\$2,954,211	\$13,939	\$20,837,342
FTE	3.3	15.6	87.5	26.6	63.7	0.0	196.7
Law School	\$0	\$524,331	\$715,823	\$269,120	\$297,548	\$11,121	\$1,817,943
FTE	0.0	2.4	5.4	3.9	6.3	0.6	18.6
SDSD	\$184,333	\$0	\$823,524	\$516,457	\$67,528	\$163,063	\$1,754,905
FTE	1.5	0.0	13.8	8.5	1.5	0.6	26.0
SDSBVI	\$184,333	\$78,642	\$920,034	\$349,512	\$789,161	\$48,000	\$2,369,682
FTE	1.5	1.0	16.9	7.1	15.3	1.3	43.1
REGENTS CENTRAL OFFICE							
Executive Director	\$1,563,913	\$0	\$0	\$1,595,336	\$44,823	\$50,000	\$3,254,072
FTE	8.4	0.0	0.0	15.0	1.0	0.3	24.70
System Support	\$0	\$0	\$0	\$309,598	\$1,139,064	\$0	\$1,448,662
FTE	0.0	0.0	0.0	3.4	15.0	0.0	18.43
SYSTEM TOTAL	\$12,203,180	\$10,570,569	\$57,374,542	\$55,615,826	\$51,271,207	\$2,538,983	\$189,574,307
FTE	62.84	54.57	590.05	806.69	985.15	5.57	2,504.77

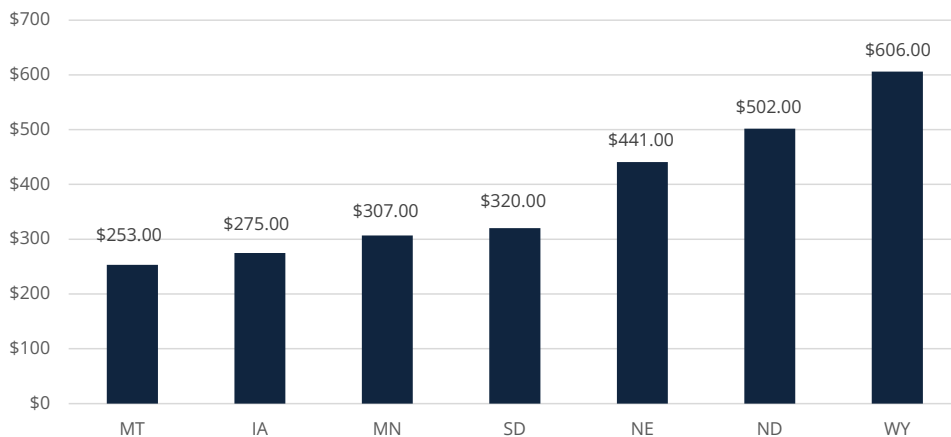
Source: FY24 Operating Budgets

SUPPORT PER STUDENT FTE GENERAL FUND VS. STUDENT SUPPORT | FY19-FY23



Note: Student Support includes Tuition, Required Student Fees, Special Discipline Fees, and Other Fees and Charges. General Fund support includes General Fund appropriations of the six universities and the Office of the Executive Director. Not included in the calculations are NSU Center for Statewide E-Learning, Animal Disease Research and Diagnostic Lab, Agriculture Experiment Station, and SDSU Extension.

APPROPRIATIONS OF STATE TAX FUNDS FOR POSTSECONDARY EDUCATION OPERATIONAL EXPENSES FOR HIGHER EDUCATION PER CAPITA FY23



EDUCATIONAL APPROPRIATIONS PER FTE (Constant Adjusted Dollars)

	FY2017	FY2021	FY2022	1 Year % Change	5 Year % Change
Iowa	\$6,132	\$6,655	\$6,641	-0.2%	8.3%
Minnesota	\$8,208	\$12,532	\$9,802	-21.8%	19.4%
Montana	\$6,318	\$8,146	\$6,709	-17.6%	6.2%
Nebraska	\$11,050	\$11,853	\$12,207	3.0%	10.5%
N. Dakota	\$10,533	\$9,721	\$9,409	-3.2%	-10.7%
S. Dakota	\$7,616	\$8,163	\$8,003	-2.0%	5.1%
Wyoming	\$20,010	\$27,942	\$18,140	-35.1%	-9.3%

Education appropriations are a measure of state and local support available for public higher education operating expenses and student financial aid, excluding appropriations for research, hospitals, and medical education. Education appropriations include federal stimulus funding.

Note: The U.S. calculation does not include the District of Columbia. Data for the District of Columbia are not available prior to 2011.

Adjustment factors to arrive at constant dollar figures include Cost of Living Index (COLI), Enrollment Mix Index (EMI), and Higher Education Cost Adjustment (HECA). The COLI is not a measure of inflation over time.

Data includes information from two-year and four-year public institutions.

Source: University Operating Budgets and Annual Comprehensive Finance Report (ACFR), State Higher Education Executive Officers Association

MAINTENANCE AND REPAIR GOAL

The Board of Regents' goal is to increase the level of maintenance and repair funding for academic facilities at the six universities for maintenance so they are safe, efficient, comfortable, welcoming and appropriate for a contemporary education. The goal is to reach an annual investment of 2% of the building replacement values.

FISCAL YEAR	REPLACEMENT VALUE	M&R ALLOCATED	% OF BUILDING REPLACEMENT VALUE
FY20	\$1,799,912,113	\$30,000,156	1.7%
FY21	\$1,869,966,472	\$28,421,550	1.5%
FY22	\$1,821,508,698	\$31,279,399	1.7%
FY23	\$1,962,924,587	\$30,741,861	1.6%
FY24	\$1,955,699,305	\$34,773,116	1.8%

Ref: M&R Fee Lists - Board Items, HEFF M&R Lists - Board Items & HEFF M&R Replacement Values History 1997-2024

ACADEMIC BUILDINGS

REPLACEMENT VALUES AS OF OCTOBER 2023

	GROSS AREA IN SQ. FT.	REPLACEMENT VALUE
BHSU	539,079	\$177,221,772
DSU	375,158	\$117,248,014
NSU	716,107	\$227,666,916
SDM	636,948	\$223,961,913
SDSU	2,795,635	\$903,077,383
USD	1,875,518	\$624,630,713
BHSU-RC	58,795	\$19,455,659
USD-SF	139,761	\$45,631,129
SDSBVI	44,956	\$14,702,665
SDSD	43,021	\$5,469,898
SYSTEM	7,224,978	\$2,359,066,062

REVENUE BUILDINGS

REPLACEMENT VALUES AS OF OCTOBER 2023

	GROSS AREA IN SQ. FT.	REPLACEMENT VALUE
BHSU	299,705	\$76,055,678
DSU	348,959	\$93,426,998
NSU	284,449	\$70,710,183
SDM	271,813	\$73,237,825
SDSU	1,461,391	\$428,607,224
USD	703,509	\$180,343,715
SYSTEM	3,369,826	\$922,381,622

Note: Tables use the insurance values determined by the Office of Risk Management in CY2022.

Source: University data provided to Regents Information Systems-October 2023 Inventory of Buildings Report and statement of values.



CAMPUS HOUSING UTILIZATION | FALL 2023

Capacity adjusted for permanent changes, including changing rooms to alternate uses and offering doubles as singles.

BLACK HILLS STATE UNIVERSITY - CURRENT CAPACITY 868								
Room Type	Singles	Doubles	Triples	Quads	Quints	Other	Students	Utilization %
Traditional	78	205	0	0	0	0	453	92.83%
Suite-Style	4	96	0	0	0	0	184	93.88%
Apartments	62	61	0	0	0	0	155	84.24%
Leased Property*	0	0	0	0	0	0	0	0.00%
Overflow †							0	
Total	144	362	0	0	0	0	792	91.24%
DAKOTA STATE UNIVERSITY - CURRENT CAPACITY 897‡								
Room Type	Singles	Doubles	Triples	Quads	Quints	Other	Students	Utilization %
Traditional	92	294	1	0	0	0	651	85.65%
Suite-Style	0	0	0	19	0	0	76	100.00%
Apartments	0	0	0	8	8	11	137	99.28%
Leased Property*								0.00%
Overflow †								
Total	92	294	1	27	8	11	864	96.32%
NORTHERN STATE UNIVERSITY - CURRENT CAPACITY 767								
Room Type	Singles	Doubles	Triples	Quads	Quints	Other	Students	Utilization %
Traditional	97	108	2	0	0	0	131	41.07%
Suite-Style	7	33	9	86	0	0	364	81.98%
Apartments	4	0	0	0	0	0	1	25.00%
Leased Property*	0	0	0	0	0	0	0	0.00%
Overflow †							0	
Total	108	141	11	86	0	0	496	64.67%
SOUTH DAKOTA SCHOOL OF MINES AND TECHNOLOGY - CURRENT CAPACITY 1,091								
Room Type	Singles	Doubles	Triples	Quads	Quints	Other	Students	Utilization %
Traditional	35	198	15	0	0	0	457	96.01%
Suite-Style	94	56	0	40	0	0	348	95.08%
Apartments	0	0	0	0	0	0	0	0.00%
Leased Property*	249	0	0	0	0	0	247	99.20%
Overflow †							0	
Total	378	254	15	40	0	0	1,052	96.43%
SOUTH DAKOTA STATE UNIVERSITY - CURRENT CAPACITY 4,499‡								
Room Type	Singles	Doubles	Triples	Quads	Quints	Other	Students	Utilization %
Traditional	273	1,572	3	0	0	0	3,291	96.06%
Suite-Style	0	233	0	0	0	0	444	95.28%
Apartments	26	17	10	128	1	0	564	92.92%
Leased Property*	0	0	0	0	0	0	0	0.00%
Overflow †							0	
Total	299	1,822	13	128	1	0	4,299	95.55%
UNIVERSITY OF SOUTH DAKOTA - CURRENT CAPACITY 2,128								
Room Type	Singles	Doubles	Triples	Quads	Quints	Other	Students	Utilization %
Traditional	56	687	16	0	0	0	1,378	93.23%
Suite-Style	0	53	0	77	0	0	398	96.14%
Apartments	0	22	0	48	0	0	222	94.07%
Leased Property*	0	0	0	0	0	0	0	0.00%
Overflow †							0	
Total	56	762	16	125	0	0	1,998	93.89%

NOTES

‡ DSU, and SDSU current capacity calculation includes unused rooms temporarily taken offline due to renovations.

* LEASED PROPERTY - This is property leased and managed by campus Residence Life offices.

† OVERFLOW - Refers to students assigned to spaces not designed or planned as sleeping rooms.

CAMPUS HOUSING UTILIZATION

	FALL 2019	FALL 2020*	FALL 2021*	FALL 2022*	FALL 2023
BHSU	91.49%	77.56%	86.63%	91.66%	91.24%
DSU	99.62%	94.72%	83.06%	86.65%	96.32%
NSU	75.62%	61.38%	64.13%	61.40%	64.67%
SDM	92.59%	84.84%	94.90%	99.27%	96.43%
SDSU	90.52%	85.97%	85.66%	87.60%	95.55%
USD	91.11%	85.71%	87.11%	99.65%	93.89%
System	90.16%	83.58%	85.02%	87.71%	89.68%

* This figures is based on the designed capacity. It does not take into account rooms that were set aside for isolation or spacing.

CAMPUS FUNDED SD BUILDING AUTHORITY LEASES

AS OF JUNE 30, 2023

INSTITUTION	SERIES	RETIREMENT DATE	ORIGINAL BOND ISSUE	PRINCIPAL OUTSTANDING	INTEREST & FEES OUTSTANDING	TOTAL AMOUNT OUTSTANDING
BLACK HILLS STATE UNIVERSITY						
Infrastructure Upgrades	Series 2007	6/1/27	\$648,000	\$165,961	\$21,827	\$187,788
DAKOTA STATE UNIVERSITY						
Infrastructure Upgrades	Series 2007	6/1/27	\$380,000	\$97,321	\$12,800	\$110,121
SOUTH DAKOTA SCHOOL OF MINES & TECHNOLOGY						
Infrastructure Upgrades	Series 2007	6/1/27	\$400,000	\$102,445	\$13,473	\$115,918
SOUTH DAKOTA STATE UNIVERSITY						
Infrastructure Upgrades	Series 2007	6/1/27	\$4,862,000	\$1,245,215	\$163,769	\$1,408,984
Cow/Calf	Series 2013B	6/1/38	\$1,902,302	\$1,400,496	\$685,218	\$2,085,714
Football Stadium	Series 2014A	6/1/39	\$33,910,000	\$27,230,000	\$14,214,330	\$41,444,330
Precision Ag Building	Series 2018	6/1/40	\$18,500,000	\$14,675,000	\$7,879,639	\$22,554,639
SUBTOTAL			\$59,174,302	\$44,550,711	\$22,942,956	\$67,493,667
UNIVERSITY OF SOUTH DAKOTA						
Dakota Dome Roof	Series 2000	9/1/24	\$6,505,000	\$940,000	\$69,579	\$1,009,579
Infrastructure Upgrades	Series 2007	6/1/27	\$2,300,000	\$589,057	\$77,472	\$666,529
Arena	Series 2013B/C	6/1/33	\$21,260,371	\$13,179,071	\$4,416,087	\$17,595,158
Dakota Dome Renovation	Series 2018	6/1/39	\$12,925,000	\$10,550,000	\$5,206,853	\$15,756,853
SUBTOTAL			\$42,990,371	\$25,258,128	\$9,769,991	\$35,028,119
GRAND TOTAL			\$103,592,673	\$70,174,566	\$32,761,047	\$102,935,613

Source: South Dakota Building Authority Bond Schedules

AUXILIARY SYSTEM DEBT

AS OF JUNE 30, 2023

INSTITUTION	SERIES	RETIREMENT DATE	ORIGINAL BOND ISSUE	PRINCIPAL OUTSTANDING	INTEREST & FEES OUTSTANDING	TOTAL AMOUNT OUTSTANDING
BLACK HILLS STATE UNIVERSITY						
Parking Lot Improvement	Series 2006	4/1/2026	\$1,270,000	\$265,000	\$20,972	\$285,972
Student Union Expansion	Series 2007	10/1/2028	\$8,150,000	\$3,135,000	\$378,785	\$3,513,785
Crow Peak Hall and Refinance Series '04	Series 2014A	4/1/2039	\$10,220,000	\$6,010,000	\$2,621,425	\$8,631,425
Refinance of Series '04A	Series 2014B	4/1/2026	\$1,825,000	\$545,000	\$55,250	\$600,250
			\$21,465,000	\$9,955,000	\$3,076,432	\$13,031,432
DAKOTA STATE UNIVERSITY						
Existing Residence Hall Renovations	Series 2007	10/1/2028	\$390,000	\$150,000	\$17,460	\$167,460
Residence Hall Renovations	Series 2008A	4/1/2028	\$4,770,000	\$1,550,000	\$185,076	\$1,735,076
Refinance of Series '04A	Series 2014B	4/1/2025	\$1,695,000	\$370,000	\$28,000	\$398,000
Renovations of Trojan Center and Renovation of Hospital	Series 2015	4/1/2040	\$10,920,000	\$9,020,000	\$4,503,950	\$13,523,950
New Residence Hall	Series 2019A	4/1/2044	\$11,620,000	\$11,280,000	\$4,879,600	\$16,159,600
			\$29,395,000	\$22,370,000	\$9,614,086	\$31,984,086
NORTHERN STATE UNIVERSITY						
Kramer Hall Renovation	Series 2008B	4/1/2028	\$1,095,000	\$385,000	\$54,145	\$439,145
Refinance of Series 2004A	Series 2014B	4/1/2029	\$3,770,000	\$1,795,000	\$328,500	\$2,123,500
New Residence Hall (Wolves Memorial Suites)	Series 2016	4/1/2041	\$6,785,000	\$5,685,000	\$2,560,000	\$8,245,000
Advanced Refinancing of Series '09	Series 2017	4/1/2034	\$915,000	\$735,000	\$235,250	\$970,250
Advanced Refinancing of Series '11	Series 2019B	4/1/2036	\$4,590,000	\$4,000,000	\$966,885	\$4,966,885
			\$17,155,000	\$12,600,000	\$4,144,780	\$16,744,780
SOUTH DAKOTA SCHOOL OF MINES & TECHNOLOGY						
Surbeck Center Renovation	Series 2008B	4/1/2028	\$4,135,000	\$1,445,000	\$202,930	\$1,647,930
Wellness Center	Series 2014A	4/1/2039	\$6,820,000	\$5,190,000	\$2,263,225	\$7,453,225
Refinance of Series '03	Series 2014B	4/1/2033	\$6,470,000	\$4,020,000	\$1,186,000	\$5,206,000
Advanced Refunding of '09 and Placer Hall	Series 2017	4/1/2042	\$16,715,000	\$14,080,000	\$5,919,600	\$19,999,600
			\$34,140,000	\$24,735,000	\$9,571,755	\$34,306,755
SOUTH DAKOTA STATE UNIVERSITY						
Residence Hall, Food Service, Wellness Center	Series 2006	4/1/2026	\$7,745,000	\$1,625,000	\$129,164	\$1,754,164
Remodel Brown Hall and Refinance Series 2004	Series 2014A	4/1/2025	\$22,865,000	\$5,140,000	\$388,750	\$5,528,750
Refinance of Series '05A	Series 2015	4/1/2030	\$1,940,000	\$1,085,000	\$205,050	\$1,290,050
Wellness Center Addition and Parking	Series 2016	4/1/2041	\$12,840,000	\$10,755,000	\$4,844,000	\$15,599,000
Advanced Refunding of '09 and New Apartments	Series 2017	4/1/2042	\$38,140,000	\$31,655,000	\$12,518,900	\$44,173,900
Refinance of Series '11	Series 2021	4/1/2036	\$38,285,000	\$34,515,000	\$9,175,000	\$43,690,000
			\$121,815,000	\$84,775,000	\$27,260,864	\$112,035,864
UNIVERSITY OF SOUTH DAKOTA						
Refinance of Series '03	Series 2013A	4/1/2028	\$11,990,000	\$4,820,000	\$501,250	\$5,321,250
Refinance of Series '05A	Series 2015	4/1/2030	\$9,665,000	\$5,445,000	\$1,026,900	\$6,471,900
Advanced Refunding of Series '09	Series 2017	4/1/2039	\$32,490,000	\$27,560,000	\$10,854,400	\$38,414,400
			\$54,145,000	\$37,825,000	\$12,382,550	\$50,207,550
GRAND TOTAL			\$278,115,000	\$192,260,000	\$66,050,467	\$258,310,467

* The Interest Outstanding assumes the bonds will be held to maturity and not refinanced.

Source: Bond Payment Schedules

SOUTH DAKOTA BUILDING AUTHORITY HEFF SUPPORTED LEASES

AS OF JUNE 30, 2023

INSTITUTION	SERIES	RETIREMENT DATE	ORIGINAL BOND ISSUE	PRINCIPAL OUTSTANDING	INTEREST & FEES OUTSTANDING	TOTAL AMOUNT OUTSTANDING
BLACK HILLS STATE UNIVERSITY						
Academic Facility	Series 2002	9/1/26	\$2,500,000	\$635,000	\$88,900	\$723,900
Woodburn Hall	Series 2010A	6/1/27	\$5,400,000	\$1,304,999	\$202,887	\$1,507,886
M&R Bond	Series 2011	6/1/26	\$1,172,080	\$295,750	\$29,831	\$325,581
Jonas Science	Series 2013B	6/1/38	\$1,188,934	\$875,956	\$429,083	\$1,305,039
Infrastructure Upgrade	Series 2013B	6/1/38	\$3,804,588	\$2,803,052	\$1,309,468	\$4,112,520
M&R Bond	Series 2020C	6/1/45	\$2,166,990	\$2,049,180	\$1,161,186	\$3,210,366
BHSU Library Renovation	Series 2022A	6/1/46	\$2,618,330	\$2,551,120	\$1,519,397	\$4,070,517
			\$18,850,921	\$10,515,057	\$4,740,752	\$15,255,809
DAKOTA STATE UNIVERSITY						
Technology Building	Series 2002	9/1/26	\$2,500,000	\$635,000	\$88,900	\$723,900
Infrastructure Upgrade	Series 2010A	6/1/27	\$3,000,000	\$725,000	\$112,715	\$837,715
Infrastructure Upgrade	Series 2013B	6/1/38	\$1,212,712	\$893,454	\$417,384	\$1,310,838
Beacom Technology Building	Series 2015	6/1/40	\$5,421,928	\$4,338,041	\$2,405,462	\$6,743,503
M&R Bond	Series 2020C	6/1/45	\$2,166,990	\$2,049,180	\$1,161,186	\$3,210,366
			\$14,301,630	\$8,640,675	\$4,185,647	\$12,826,322
NORTHERN STATE UNIVERSITY						
Technology Center	Series 2005C	9/1/29	\$6,940,000	\$2,845,000	\$573,138	\$3,418,138
Lincoln & Graham Hall Renovations	Series 2010A	6/1/27	\$3,000,000	\$725,000	\$112,715	\$837,715
M&R Bond	Series 2011	6/1/26	\$1,455,440	\$367,250	\$37,043	\$404,293
Johnson Fine Arts	Series 2013B	6/1/38	\$4,755,734	\$3,503,824	\$1,716,333	\$5,220,157
Infrastructure Upgrade	Series 2013B	6/1/38	\$570,688	\$420,465	\$196,423	\$616,888
			\$16,721,863	\$7,861,539	\$2,635,653	\$10,497,192
SOUTH DAKOTA SCHOOL OF MINES & TECHNOLOGY						
Library Renovation & Infrastructure Upgrade	Series 2003A	9/1/28	\$2,040,000	\$700,813	\$133,641	\$834,454
Infrastructure Upgrade	Series 2013B	6/1/38	\$2,606,142	\$1,920,090	\$896,985	\$2,817,075
Chemistry Building Remodel	Series 2015	6/1/40	\$5,458,072	\$4,366,959	\$2,421,497	\$6,788,456
M&R Bond	Series 2020C	6/1/45	\$3,469,309	\$3,280,697	\$1,859,036	\$5,139,733
			\$13,573,523	\$10,268,559	\$5,311,159	\$15,579,718
SOUTH DAKOTA STATE UNIVERSITY						
Shepard Hall	Series 2007	6/1/32	\$24,000,000	\$11,769,793	\$3,370,113	\$15,139,906
M&R Bond	Series 2011	6/1/26	\$5,628,560	\$1,420,250	\$143,256	\$1,563,506
Headhouse-Greenhouse Bldg/Architecture Bldg/Cow-Calf Bldg	Series 2013B	6/1/38	\$11,318,648	\$8,339,072	\$4,084,859	\$12,423,931
Infrastructure Upgrade	Series 2013B	6/1/38	\$6,658,028	\$4,905,342	\$2,291,568	\$7,196,910
Performing Arts Center	Series 2017	6/1/42	\$11,500,000	\$9,730,000	\$5,877,062	\$15,607,062
M&R Bond	Series 2020C	6/1/45	\$8,672,209	\$8,200,738	\$4,647,020	\$12,847,758
			\$67,777,445	\$44,365,195	\$20,413,879	\$64,779,074
UNIVERSITY OF SOUTH DAKOTA						
Lee Medical Building	Series 2003A	9/1/28	\$12,500,000	\$4,294,187	\$818,878	\$5,113,065
Business School and Slagle Hall	Series 2007	6/1/32	\$10,000,000	\$4,904,074	\$1,404,212	\$6,308,286
M&R Bond	Series 2011	6/1/26	\$4,623,920	\$1,166,750	\$117,686	\$1,284,436
Science-Health Center / Patterson Hall	Series 2013B	6/1/38	\$14,452,677	\$10,648,075	\$5,215,914	\$15,863,989
Infrastructure Upgrade	Series 2013B	6/1/38	\$7,609,175	\$5,606,105	\$2,618,935	\$8,225,040
M&R Bond	Series 2020C	6/1/45	\$4,769,503	\$4,510,205	\$2,555,747	\$7,065,952
Health Sciences Bldg	Series 2022A	6/1/46	\$6,536,670	\$6,368,880	\$3,793,180	\$10,162,060
			\$60,491,945	\$37,498,276	\$16,524,553	\$54,022,829
UNIVERSITY OF SOUTH DAKOTA- SIOUX FALLS						
Gear Building	Series 2006C	9/1/26	\$2,000,000	\$570,000	\$78,454	\$648,454
Classroom Building	Series 2007	6/1/32	\$7,700,000	\$3,776,133	\$1,081,242	\$4,857,375
Science and Technology Building (Refinance of Series 2010B)	Series 2022B	6/1/35	\$9,259,000	\$9,187,000	\$1,958,994	\$11,145,994
			\$18,959,000	\$13,533,133	\$3,118,689	\$16,651,822
BLACK HILLS STATE UNIVERSITY - RAPID CITY						
Classroom Building	Series 2009	6/1/34	\$13,585,000	\$7,530,000	\$3,572,888	\$11,102,888
GRAND TOTAL			\$224,261,327	\$140,212,434	\$60,503,220	\$200,715,655



Need Additional Information?

**Contact the BOR office for more information
South Dakota Board of Regents | 306 E. Capitol Avenue, Suite 200
Pierre, SD 57501 | 605-773-3455 | info@sdbor.edu**