



BLACK HILLS  
STATE UNIVERSITY



DAKOTA STATE  
UNIVERSITY



NORTHERN  
STATE UNIVERSITY



SOUTH  
DAKOTA  
MINES



SOUTH DAKOTA  
STATE UNIVERSITY



UNIVERSITY OF  
SOUTH DAKOTA



SD School for the Blind  
and Visually Impaired



SDSD

South Dakota Services for the Deaf  
and Hearing Impaired

# SOUTH DAKOTA BOARD OF REGENTS FACTBOOK FISCAL YEAR 2025



SOUTH DAKOTA  
BOARD OF  
REGENTS

# TABLE OF CONTENTS

## GOVERNANCE

Executive Director Report	3
Board Members	4
Institutional Profiles	6

## ACCESS AND AFFORDABILITY

2024 Fall Headcount	15
Student Profile by University	17
Transfer Students	17
Scholarship Opportunities	18
Financial Aid	19
Postsecondary Readiness	20
Student Loans	22

## ACADEMIC EXCELLENCE

Academic Completion and Retention	23
Licensure and Certifications	24
Program Accreditation	25
Total Degrees Awarded	26

## WORKFORCE AND ECONOMIC DEVELOPMENT

Workforce Development	29
Placement and Outcomes of Graduates	29
Teacher Education	30
Adapting to Workforce Needs	33
Governor's Research Center	34
Grants and Contracts	35

## COMPETITIVENESS

Tuition and Fees	36
Cost of Attendance	39
Regional Comparison Tuition and Fees	42
University Faculty	44
Student-Faculty Ratio	45

## FINANCIAL HEALTH

General Fund Expenditures	46
All Funds by Fund Source	46
Operating Budgets	47
Budgeted Salaries	52
General Fund Support Per Student	54
Educational Appropriations	54
Maintenance and Repair	55
Campus Housing Utilization	56
Auxiliary System Debt	58
South Dakota Building Authority Support	59

# EXECUTIVE DIRECTOR REPORT



In 2024, South Dakota's public universities and special schools achieved impressive milestones. Our system welcomed more students, launched new initiatives, and brought on a new university president. We take pride in the efforts of our schools and appreciate the support they receive from across the state.

## AFFORDABILITY

In 2024, the South Dakota Board of Regents remained steadfast in its effort to maintain affordability and accessibility in higher education by freezing tuition for the 2025 academic year. By keeping tuition and fees virtually flat for the fifth consecutive year, we confirmed our commitment to cost-effective, high-quality education. We understand the financial challenges many students face, and we are determined to mitigate those challenges by keeping the cost of attendance manageable and predictable. This sustained effort has been a testament to the partnership between South Dakota lawmakers and university leadership.

## ENROLLMENT

For the third straight year, public universities in South Dakota are experiencing an increase in overall enrollment. More students and families recognize the value of a college degree and the cost advantages the state's public institutions offer. In 2024, the Board of Regents reported the highest student headcount in six years, reflecting a 5% growth compared to the previous year. More than 36,000 students chose to enroll in a South Dakota public university, demonstrating a growing confidence in the benefits of higher education and the quality of the programs provided by our institutions.

## SYSTEMWIDE CIVICS INITIATIVE

The new Center for Civic Engagement is the cornerstone of programming and participation for our public universities, allowing the Board of Regents to enhance activity in this crucial area. A strong civics program will help prepare students to engage in their local neighborhoods through service-learning projects, internships, and partnerships with civic organizations, ultimately benefiting us all. In October, the Center hosted Jeffery Rosen, the president and CEO of the National Constitution Center, at Black Hills State University and South Dakota State University. Working with the Center, the Board announced a new Civics Graduation Requirement to empower students with the knowledge, values and skills needed to actively participate in civic life as informed and responsible citizens.

## NEW PRESIDENT FOR SOUTH DAKOTA MINES

In November, the Board of Regents announced the selection of Dr. Brian Tande as the next President of South Dakota Mines. Dr. Tande brings a wealth of experience in engineering education, research, and leadership to the position, positioning the Rapid City university for continued excellence and innovation in science, technology, engineering, and mathematics (STEM) education. His depth of experience in academic leadership and his dedication to fostering innovation and student achievement made him the ideal choice to lead South Dakota Mines into its next chapter.



---

**Nathan Lukkes**  
Executive Director & CEO



# MEET THE BOARD

THE SOUTH DAKOTA BOARD OF REGENTS MEMBERS



## **Tim Rave, *President***

---

(Baltic, SD) Tim Rave is the president and CEO of the South Dakota Association of Healthcare Organizations. He served in both chambers of the South Dakota Legislature, first in the House of Representatives from 2003-11, where he became Speaker of the House, and later in the Senate from 2011-15, where he was the majority leader. Rave attended South Dakota State University and graduated from the University of Sioux Falls. Appointed by Governor Noem in 2021, his term will expire in 2027.



## **Jeff Partridge, *Vice President***

---

(Rapid City, SD) Jeff Partridge is the president of Partridge Financial Services. He served on the Rapid City Common Council from 2003-05, including a term as the council's vice president. Partridge was on the legislature's budget-setting Joint Appropriations Committee for six years, while serving terms in the House of Representatives from 2015-17 and in the Senate from 2017-21. He is a graduate of Augustana University. Appointed by Governor Noem in 2021, his term will expire in 2027.



## **Douglas Morrison, *Secretary***

---

(Sioux Falls, SD) Doug Morrison is currently the Director of Data Services for the Sioux Falls School District. Prior to that, he had a 30-year career at Citibank, where he served as CFO. He served as director of the Federal Reserve Bank of Minneapolis from 2003 to 2006. He also served on the Sioux Falls School Board from 2008 to 2017. He is a certified public accountant and a certified management accountant. He graduated from the University of South Dakota with a degree in accounting. He is the co-founder of the Sioux Falls Hope Coalition, a nonprofit that provides preschool opportunities for underserved children. Appointed by Governor Noem in 2023, his term will expire in 2025.



## **Brock Brown**

---

(Lake Norden, SD) Brock Brown is enrolled in the Juris Doctor program at the University of South Dakota Knudson School of Law, which he plans to complete in May 2025. In 2022, Brown completed his undergraduate education at South Dakota State University in political science and history. While at SDSU, Brown was the Residence Hall Association President, Students' Association Senator, Students' Association Executive Board Member, and South Dakota College Republicans Chairman. Appointed by Governor Noem in 2020 and reappointed in 2022.



## **Judy Dittman**

---

(Madison, SD) Dr. Judy Dittman began her career as a K-10 physical education teacher in the Newell Independent School District before becoming an instructor of health and physical education, as well as the head women's basketball and softball coach at Dakota State University. After 34 years of teaching at both the University of Iowa and Dakota State University, Dr. Dittman became the Dean of the College of Education at DSU. Since 2013, she served as the Provost and Vice President for Academic Affairs, a professor of physical education and exercise science, the assistant to the president of special programs, and the Dean of the College of Arts and Sciences at DSU. Dr. Dittman retired in 2020. Appointed by Governor Noem in 2023, her term will expire in 2029.





### **Randy Frederick**

---

(Hayti, SD) Randy Frederick is an ag operator. He served for 12 years in the South Dakota State Legislature and was the Chairman of the Senate Appropriations Committee for six years. He was also a member of Governor Rounds' transition team and a Legislative Task Force Member. Appointed by Governor Noem in 2023, his term will expire in 2029.



### **James Lochner**

---

(Dakota Dunes, SD) Jim Lochner served as Chief Operations Officer of Tyson Foods from 2009 until he retired in 2014. Prior to that, he was given responsibility for Tyson's Fresh Meat Business in 2001. Lochner also served on executive committees with various trade organizations, including the American Meat Institute and National Cattlemen's Beef Association. He lives in Dakota Dunes and graduated from the University of Wisconsin-Madison with bachelor's and master's degrees in meat and animal science. Appointed by Governor Noem in 2023, his term will expire in 2027.



### **Randy Rasmussen**

---

(Vemilion, SD) Randy Rasmussen worked in the family business for many years and has had the pleasure of interacting with employees, students, and family members of the University of South Dakota community. Rasmussen graduated from the University of South Dakota with a bachelor's degree in accounting and from Grand Canyon University with a master's degree in business administration. He is currently the payroll supervisor for HoChunk, Inc. Appointed by Governor Noem in 2023, his term will expire in 2028.



### **Pam Roberts**

---

(Pierre, SD) holds a bachelor's degree in commercial economics from South Dakota State University. She retired in 2013 after a career in senior leadership roles, including Secretary of Labor, Commissioner of Personnel, and Chief of Operations, in the administrations of governors Janklow, Mickelson, Miller, Rounds, and Daugaard. Roberts and her husband, Clay, operate their family's ranch in Stanley and Lyman counties. Appointed by Governor Daugaard in 2016, her term will expire in 2028.



### **Nathan D. Lukkes, SDBOR Executive Director and CEO**

---

(Pierre, SD) Nathan Lukkes is the Executive Director and CEO of the South Dakota Board of Regents. Lukkes has been a part of the Board of Regents since 2014, beginning as the System Assistant Vice President for Research and Economic Development and later becoming Chief of Staff and General Counsel. He was born, raised, and educated in South Dakota, growing up in Tyndall, SD, attending South Dakota State University, the University of South Dakota, and later graduating from the University of South Dakota School of Law.



**PRESIDENT:** Steve Elliott

**LOCATION:** Spearfish, South Dakota (main campus) | Rapid City, South Dakota

**TOTAL ENROLLMENT:**  
3,346 students

**UNDERGRADUATE:**  
3,168 students

**GRADUATE:**  
148 students

**SD RESIDENT:**  
2,233 students

**NONRESIDENT:**  
1,113 students

## BLACK HILLS STATE UNIVERSITY

Black Hills State University offers undergraduate and graduate degrees and prides itself on fostering a culture of student support and success. The campus maintains top academic programs in business, education, exercise science, natural sciences, social sciences, the arts, mass communication, and health sciences. BHSU leads the region in sustainability efforts and offers many outdoor recreational opportunities. BHSU-Rapid City also offers academic programs and is home to the West River Health Science Center, which was created to meet the nursing workforce needs of western South Dakota through shared recruiting, student support, and industry partnerships.

**TOTAL DEGREES AWARDED:**

Undergraduate Degrees Awarded: 396

Graduate Degrees Awarded: 51

**TOP MAJORS:**

Business Administration, Elementary Education, Psychology, Exercise Science, Human Services



**BLACK HILLS**  
STATE UNIVERSITY





**PRESIDENT:** José Marie-Griffiths  
**LOCATION:** Madison, South Dakota

**TOTAL ENROLLMENT:**  
3,774 students

**UNDERGRADUATE:**  
3,066 students

**GRADUATE:**  
708 students

**SD RESIDENT:**  
2,363 students

**NONRESIDENT:**  
1,411 students

## DAKOTA STATE UNIVERSITY

As a STEM University, Dakota State University's mission is to prepare cyber-savvy graduates who are lifelong learners, problem solvers, innovators and leaders to live lives of positive purpose and consequence. DSU does this through cutting-edge courses and emerging research programs that impact the student experience and advance the nation's workforce. While Dakota State University serves as a primary university in the STEM field, it also meets a critical need in education.

**TOTAL DEGREES AWARDED:**  
Undergraduate Degrees Awarded: 428  
Graduate Degrees Awarded: 174

**TOP MAJORS:**  
Computer Science, Cyber Operations, Information Systems, Network & Security Administration, Teacher Education







**PRESIDENT:** Neal Schnoor  
**LOCATION:** Aberdeen, South Dakota

**TOTAL ENROLLMENT:**  
3,708 students

**UNDERGRADUATE:**  
3,169 students

**GRADUATE:**  
539 students

**SD RESIDENT:**  
3,011 students

**NONRESIDENT:**  
697 students

## NORTHERN STATE UNIVERSITY

Northern State University offers graduate and undergraduate programs that promote excellence in teaching, support research and creative activities, while providing service to the state of South Dakota, the region and the nation. Northern is recognized for its mission-driven expertise in E-learning and HyFlex Delivery and provides quality programs through various flexible methods and scheduling options designed to accommodate students' unique needs.

**TOTAL DEGREES AWARDED:**

Undergraduate Degrees Awarded: 281

Graduate Degrees Awarded: 86

**TOP MAJORS:**

Elementary Education, Business Administration, Biology, Criminal Justice, Psychology







**PRESIDENT:** Brian Tande  
**LOCATION:** Rapid City, South Dakota

**TOTAL ENROLLMENT:**  
2,579 students

**UNDERGRADUATE:**  
2,219 students

**GRADUATE:**  
360 students

**SD RESIDENT:**  
1,036 students

**NONRESIDENT:**  
1,543 students

## SOUTH DAKOTA MINES

At South Dakota Mines, the focus extends beyond teaching STEM; the university prepares students to lead in the field. Students engage in hands-on experiences through design projects, co-ops, and internships; real-world opportunities allow them to apply classroom knowledge and build a solid foundation for future careers. The outcome is exceptional career placement in their chosen fields and a significant return on their educational investment. Students become part of a vibrant community representing states across the U.S. and more than 40 countries, all connected by a shared passion for innovation.

**TOTAL DEGREES AWARDED:**  
Undergraduate Degrees Awarded: 350  
Graduate Degrees Awarded: 117

**TOP MAJORS:**  
Mechanical Engineering, Computer Science, Civil Engineering, Metallurgical Engineering, Electrical Engineering







**PRESIDENT:** Barry Dunn

**LOCATION:** Brookings, South Dakota

**TOTAL ENROLLMENT:**  
12,065 students

**UNDERGRADUATE:**  
10,633 students

**GRADUATE:**  
1,432 students

**SD RESIDENT:**  
6,770 students

**NONRESIDENT:**  
5,295 students

## SOUTH DAKOTA STATE UNIVERSITY

South Dakota State University offers a vibrant academic environment with over 200 program options and more than 250 unique student organizations. The campus is alive with daily events, community outreach initiatives, innovative research projects, performing arts, and Division I athletics, ensuring there's something for everyone. SDSU fosters a welcoming atmosphere through student-centered education, creative activities, and community engagement that enhances the quality of life in South Dakota, throughout the region, the nation, and globally. The university attracts students from nearly every U.S. state and over 75 countries.

**TOTAL DEGREES AWARDED:**

Undergraduate Degrees Awarded: 2,114

Graduate Degrees Awarded: 467

**TOP MAJORS:**

Nursing, Business Economics, Mechanical Engineering, Animal Science, Human Biology



**SOUTH DAKOTA  
STATE UNIVERSITY**





**PRESIDENT:** Sheila Gestring

**LOCATION:** Vermillion, South Dakota (main campus) | Sioux Falls, South Dakota

**TOTAL ENROLLMENT:**  
10,619 students

**UNDERGRADUATE:**  
7,619 students

**GRADUATE:**  
3,000 students

**SD RESIDENT:**  
6,766 students

**NONRESIDENT:**  
3,853 students

## UNIVERSITY OF SOUTH DAKOTA

The University of South Dakota is proud to offer a wide range of undergraduate and graduate programs designed to give students a world-class education and set them up for success in a variety of career paths. USD is also home to South Dakota's only medical school and law school. USD students can attend the main campus in Vermillion for a traditional student life experience and the greatest range of programs or can explore other options at USD – Sioux Falls; both campuses provide enriching academic experiences and support to help students achieve your best life. With programs in business, health care, education, data sciences, the arts and more, USD offers a number of paths for students while also supporting South Dakota's workforce and serving communities across the region.

**TOTAL DEGREES AWARDED:**

Undergraduate Degrees Awarded: 1,203

Graduate Degrees Awarded: 894

**TOP MAJORS:**

Nursing, Psychology, Business Administration, Health Sciences, Kinesiology and Sport Management







**SUPERINTENDENT:** Jessica Vogel  
**LOCATION:** Aberdeen, South Dakota

**SERVED THROUGH OUTREACH**  
233 students

**ON CAMPUS STUDENTS:**  
26 students

**SUMMER STUDENTS:**  
30 students

**ACADEMIC PROGRAMMING:**  
Residential Program  
Direct Services  
Outreach Program  
Student Evaluations  
Transition Services

## **SOUTH DAKOTA SCHOOL FOR THE BLIND AND VISUALLY IMPAIRED**

The South Dakota School for the Blind and Visually Impaired is a K-12 accredited school by the South Dakota Department of Education that supports children with visual impairments to access educational resources to prepare them for life. Established over a century ago, the school has a long-proven commitment to developing and using the best instructional practices and accommodations to educate students (up to age 21) who are blind and visually impaired. Students, public schools, and families across the state rely on SDSBVI to introduce new technologies, share curriculum developments, and train others on relevant teaching methods.

SDSBVI outreach vision consultants serve children with vision loss, parents, and teachers across South Dakota. Consultants provide on-site technical assistance, educational material, and individualized educational planning to public schools and in the homes of families with young children.







**DIRECTOR:** Kami Van Sickle  
**LOCATION:** Statewide

**SERVED THROUGH OUTREACH:**  
691 students

**EDUCATED BY SDSD:**  
2,433 South Dakotans

**HEARING SCREENINGS:**  
26,919 screenings

**ACADEMIC PROGRAMMING:**  
Audiology Services  
Outreach Program  
Student Evaluations  
Transition Services

## SOUTH DAKOTA SERVICES FOR THE DEAF AND HARD OF HEARING

The South Dakota Services for the Deaf (SDSD) was established in 1880 and continues to provide educational and support services to students who are deaf and hard of hearing. SDSD’s mission is to be a partner in educational success for children from birth through high school graduation (or up to age 21). SDSD serves as a resource by providing informed, evidence-based consultation to families, schools, and educational teams statewide, including both screening and diagnostic audiology services, and multidisciplinary evaluations.

SDSD’s current focus is statewide outreach programs supporting students, parents, and educators in school and home environments. In 2009, SDSD shifted to an all Outreach Program for students who are deaf and hard of hearing, expanding educational support services to public and private schools and daycares for South Dakota students, families, and educators. In addition to outreach, SDSD provides on-site clinical audiology services in Sioux Falls and Rapid City.



South Dakota Services for the Deaf  
Partners in Education for Children who are Deaf & Hard of Hearing





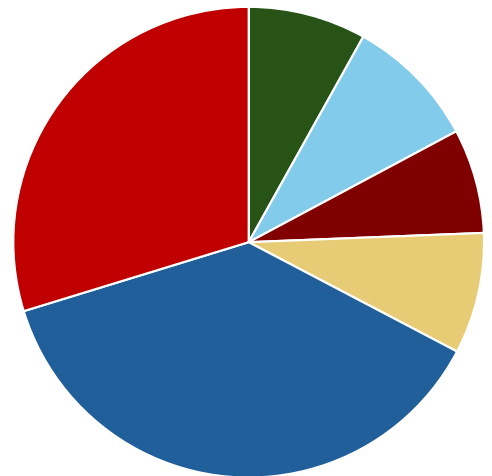
# AFFORDABILITY AND ACCESS

For the third consecutive year, South Dakota’s public universities witnessed an increase in overall enrollments as more students and families recognize the value of a college degree and the cost advantages the state’s public institutions offer.

The South Dakota Board of Regents (BOR) reported a *six-year high in student headcount*, attributed to an increase in first-year students and strong retention within the state’s public university system.

In addition to headcount, two critical measures are student full-time equivalence (FTE), the number of calculated full-time students, and the student-generated credit hours (SGH). These two measures are the best indicators of the health of the system.

FTE ENROLLMENT BY CAMPUS  
SGH REGISTERED CREDITS BY CAMPUS



- **BHSU** (2,067 FTE / 30,844 SGH)
- **DSU** (2,322 FTE / 33,935 SGH)
- **NSU** (1,833 FTE / 27,011 SGH)
- **SDM** (2,124 FTE / 31,202 SGH)
- **SDSU** (9,592 FTE / 142,812 SGH)
- **USD** (7,591 FTE / 111,320 SGH)

## FALL HEADCOUNT

Enrollments are as of the fall census date. Students are counted as a unique headcount for every institution attended, even if enrolled for a single course. Students enrolled in zero credit program sustaining courses are included because they were using services related to a degree in progress.

### Fall Total Headcount Enrollment

	BHSU	DSU	NSU	SDM	SDSU	USD	System	Annual % Change
2020	3,608	3,186	3,431	2,477	11,405	9,459	33,566	-2.76%
2021	3,539	3,219	3,340	2,418	11,465	9,464	33,445	-0.36%
2022	3,425	3,241	3,344	2,493	11,331	9,856	33,690	0.73%
2023	3,475	3,509	3,521	2,494	11,505	9,868	34,372	2.02%
2024	3,346	3,774	3,708	2,579	12,065	10,619	36,091	5.00%

## FULL-TIME EQUIVALENT ENROLLMENTS

Enrollments are as of fall census date and are rounded to whole numbers. Semester full-time equivalent (FTE) is based on 15 credit hours for undergraduates, 12 credit hours for master's and doctoral degrees, additional credit hours listed below.<sup>1</sup> FTE total may not be exact due to rounding.

### Fall Total Full-Time Equivalent Enrollment

	BHSU	DSU	NSU	SDM	SDSU	USD	System	Annual % Change
2020	2,357	2,046	1,770	2,040	9,249	7,125	24,587	-2.84%
2021	2,229	1,978	1,750	2,013	9,059	6,935	23,964	-2.53%
2022	2,114	1,990	1,681	2,041	9,048	7,045	23,919	-0.19%
2023	2,105	2,173	1,725	2,057	9,190	7,165	24,415	2.07%
2024	2,067	2,322	1,833	2,124	9,592	7,591	25,529	4.56%

Students in the Vet Medicine 2+2 program: 27.25 Credit Hours per FTE, Students in the Pharmacy (PHRMD or BS.PRS) program: 17.3 Credit Hours per FTE, Students in the Nurse Practitioner (DNP) program: 13.3 Credit Hours per FTE, Students in the Audiology (AUD) program: 13 Credit Hours per FTE, Students in the Physical Therapy (DPT) program: 19.3 Credit Hours per FTE, Students in the Medical (MD) program: 19 Credit Hours per FTE, Students in the Law (JD) program: 15 Credit Hours per FTE

## FIRST-TIME UNDERGRADUATE STUDENTS

Student counts include students who began the fall semester as a first-time freshman. Transfer, continuing, high school, and special students (not degree seeking) were excluded.

### First-Time Headcount

	BHSU	DSU	NSU	SDM	SDSU	USD	System
2023	489	395	319	496	2,275	1,367	5,341
2024	490	380	356	476	2,449	1,418	5,570
Annual % Change	0.2%	-3.8%	11.6%	-4.0%	7.6%	3.7%	4.8%

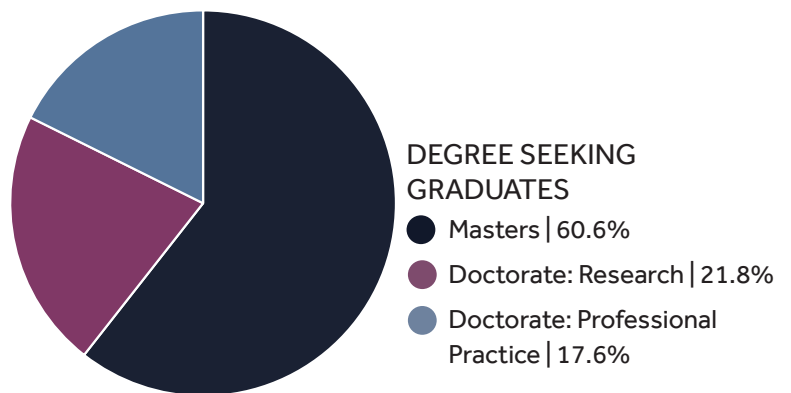
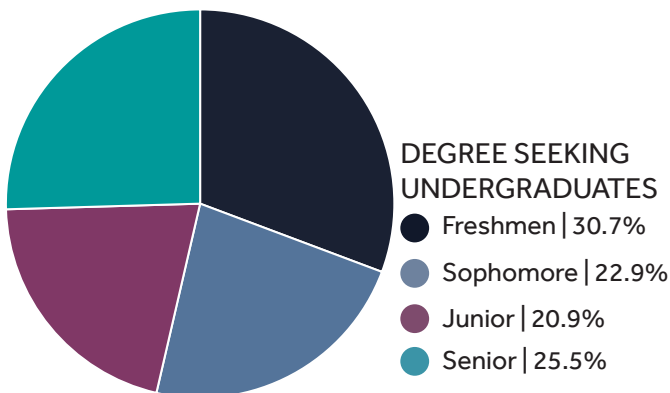


## STUDENT ACADEMIC CLASSIFICATION BY UNIVERSITY

Headcount | Fall 2024

Undergraduate Students	BHSU	DSU	NSU	SDM	SDSU	USD	System
Freshman	679	543	465	483	2,852	1,699	6,721
Sophomore	454	415	282	463	2,141	1,256	5,011
Junior	362	413	229	473	1,902	1,199	4,578
Senior	433	687	297	653	2,217	1,285	5,572
Non-Degree Seeking*	1,270	1,008	1,896	147	1,521	2,180	8,022
<b>Total Undergraduates</b>	<b>3,198</b>	<b>3,066</b>	<b>3,169</b>	<b>2,219</b>	<b>10,633</b>	<b>7,619</b>	<b>29,904</b>

Graduate Students	BHSU	DSU	NSU	SDM	SDSU	USD	System
Masters	78	310	242	202	798	1,452	3,122
Doctorate: Research	-	261	-	123	268	469	1,121
Doctorate: Professional Practice	-	-	-	-	299	651	910
Non-Degree Seeking*	70	137	297	35	67	428	1,034
<b>Total Graduates</b>	<b>148</b>	<b>708</b>	<b>539</b>	<b>360</b>	<b>1,432</b>	<b>3,000</b>	<b>6,187</b>



\*Non-Degree Seeking students are not pursuing a degree at the course university. This includes but is not limited to: dual-enrolled high school students, students enrolled in courses outside of their home university, students only seeking certificates, student enrolled in continuing education courses, and students enrolled in courses but not yet admitted to a degree granting program.



## STUDENT PROFILE BY UNIVERSITY

Residency, Gender, Ethnic Origin | Fall 2024

	BHSU	DSU	NSU	SDM	SDSU	USD	System	System Percent
Resident	2,233	2,363	3,011	1,036	6,770	6,766	22,179	61.5%
Non Resident	1,113	1,411	697	1,543	5,295	3,853	13,912	38.5%

	BHSU	DSU	NSU	SDM	SDSU	USD	System	System Percent
Female	2,099	1,482	2,266	617	6,753	6,739	19,956	55.3%
Male	1,247	2,292	1,414	1,943	5,310	3,880	16,086	44.6%
Not Reported	-	-	28	19	2	-	49	0.1%

	BHSU	DSU	NSU	SDM	SDSU	USD	System	System Percent
U.S. Nonresident	53	279	106	149	826	820	2,233	6.2%
Race/Ethnicity Unknown	539	112	85	127	398	221	1,482	4.1%
Hispanic of Any Race	156	162	147	135	358	505	1,463	4.1%
American Indian or Alaska Native	90	62	64	27	136	194	573	1.6%
Asian	29	112	54	51	158	167	571	1.6%
Black or African American	62	167	75	36	157	315	812	2.2%
Native Hawaiian or Pacific Islander	3	6	5	3	12	5	34	0.1%
White	2,335	2,772	3,065	1,988	9,758	8,118	28,036	77.7%
Two or More Races	79	102	107	63	262	274	887	2.5%
Total	3,346	3,774	3,708	2,579	12,065	10,619	36,091	

## INCOMING TRANSFER STUDENTS

BOR's transfer policy to allows students to seamlessly move their earned credits between the state's public universities and technical colleges. The policy includes credit hours earned through the South Dakota Regental system, external accredited universities or colleges, and non-accredited universities or colleges.

### Undergraduate Incoming Transfers Comparison

	BHSU	DSU	NSU	SDM	SDSU	USD	System
2023	159	236	97	64	462	285	1,303
2024	145	265	91	56	490	317	1,364
Annual % Change	-8.8%	12.3%	-6.2%	-12.5%	6.1%	11.2%	4.7%

### All Undergraduate Transfers | Fall 2024

	BHSU	DSU	NSU	SDM	SDSU	USD	System
Internal System Transfers	19	45	12	2	78	28	184
SD Technical Colleges	14	45	9	2	86	55	211
Other South Dakota Institutions	10	38	4	-	44	29	125
Outside Institutions	100	137	66	50	279	203	835
In Process	2	-	-	2	3	2	9
Total Transfers	145	265	91	56	490	317	1,364

# SCHOLARSHIP OPPORTUNITIES

Administered by BOR for 2023-24 Includes students from any SD institution

	# of Students	Total Awards	Average Award
<sup>1</sup> Critical Teaching Needs	12	\$120,732	\$10,061
<sup>2</sup> Dakota Corps Scholarship	145	\$1,432,888	\$9,882
<sup>3</sup> Jumpstart Scholarship	9	\$12,750	\$1,417
<sup>4</sup> Endowed Scholarships	4	\$3,750	\$938
<sup>5</sup> Needs Based Scholarship Grant	249	\$235,942	\$948
<sup>6</sup> Veterinary Tuition (ISU Agreement)	4	\$80,592	\$20,148
<sup>7</sup> Veterinary Tuition (SDSU/UMN)	11	\$178,500	\$16,227

<sup>1</sup> One-year scholarship (renewable for a 2nd year) for Juniors and Seniors pursuing Education in Critical Need Teaching positions. Awardees must agree to work in SD for 5 years following graduation.

<sup>2</sup> Award is up to four-years covers 16 credits tuition and fees per term- students agree to work in South Dakota in a Critical Need Occupation for every year they received funding plus one year.

<sup>3</sup> Available to students who graduated from a public SD high school in three-years or less and attend a South Dakota Institution.

<sup>4</sup> Fowler, Scarborough, Bjugstad Scholarships

<sup>5</sup> Based on Pell Eligibility, participating schools agree to a 3:1 match to students.

<sup>6</sup> Students attending Iowa State University pursuing Veterinary Medicine can receive the difference between in-state and out-of-state tuition with an agreement to return to South Dakota to practice Veterinary Medicine.

<sup>7</sup> Students may attend their first two years of the Doctor of Veterinary Medicine program at SDSU and then transfer to the UMN to complete their final two years of the program.

## SD Opportunity Scholarship, Merit-Based for Fall Semester 2024

	New Fall 2024 Students	Continuing Students	Total Students	Total Funded
<b>Black Hills State University</b>	<b>34</b>	<b>69</b>	<b>103</b>	<b>\$88,750</b>
<b>Dakota State University</b>	<b>80</b>	<b>153</b>	<b>233</b>	<b>\$199,950</b>
<b>Northern State University</b>	<b>52</b>	<b>106</b>	<b>158</b>	<b>\$136,250</b>
<b>South Dakota Mines</b>	<b>107</b>	<b>203</b>	<b>310</b>	<b>\$258,950</b>
<b>South Dakota State University</b>	<b>427</b>	<b>859</b>	<b>1286</b>	<b>\$1,069,600</b>
<b>University of South Dakota</b>	<b>192</b>	<b>485</b>	<b>677</b>	<b>\$591,550</b>
Augustana University	118	307	425	\$364,450
Dakota Wesleyan University	20	41	61	\$55,300
Lake Area Technical College	19	15	34	\$26,500
Mitchell Technical College	15	7	22	\$16,400
Mount Marty University	16	35	51	\$44,050
Southeast Technical College	18	27	45	\$34,100
University of Sioux Falls	22	94	116	\$98,150
Western Dakota Technical College	2	-	2	\$1,500
<b>TOTAL</b>	<b>1122</b>	<b>2401</b>	<b>3523</b>	<b>\$2,985,500</b>

## SD Freedom Scholarship Academic Year 2023 - 2024

<b>Total Board of Regents Students Awarded</b>	<b>1,158</b>
<b>Total Awarded by Board of Regents Universities</b>	<b>\$4,403,679</b>
Total South Dakota Students Awarded	1,399
Total Awarded by South Dakota Institutions	\$5,179,179
Total Received from Freedom Scholarship	\$5,208,000

Note: **The Freedom Scholarship** requires students to commit in writing to live and work in South Dakota for three years after graduation. The scholarship is turned into a low-interest loan if that commitment is not met. (Data as of: October 31, 2024)







## FINANCIAL AID

Financial aid includes grants, loans, and scholarships for the 2023-2024 Academic Year

FINANCIAL AID TYPE	BHSU	DSU	NSU	SDM	SDSU	USD	SYSTEM
PELL Grants	\$3,340,758	\$2,834,114	\$2,002,228	\$1,972,426	\$9,014,128	\$7,152,939	\$26,316,593
# of Students	717	561	409	383	1,821	1,419	5,283
SD Needs Based Grant	\$19,480	\$13,725	\$10,270	\$9,624	\$51,441	\$37,510	\$142,050
# of Students	18	33	10	11	22	40	134
Other Grants	\$673,525	\$340,067	\$682,601	\$247,112	\$1,361,645	\$1,228,812	\$4,533,761
# of Students	368	318	417	231	1,101	842	3,270
BOR Endowed Scholarships	\$500	\$1,000	\$1,000	\$1,500	-	-	\$4,000
# of Students	1	1	1	1	-	-	4
Dakota Corps Scholarship	\$50,305	\$160,976	\$80,488	\$191,159	\$457,776	\$231,403	\$1,172,107
# of Students	5	16	8	19	46	24	118
Foundation and Institution Funded Scholarships	\$3,036,705	\$3,106,691	\$3,601,665	\$5,043,899	\$21,151,753	\$15,841,401	\$51,782,114
# of Students	877	871	845	1,203	6,068	3,523	13,375
SD Critical Teaching Needs Scholarship	\$10,061	\$20,122	\$20,122	-	\$20,122	-	\$70,427
# of Students	1	2	2	-	2	-	7
SD Freedom Scholarship	\$447,323	\$450,000	\$359,427	\$303,811	\$1,618,118	\$1,225,000	\$4,403,679
# of Students	114	120	96	63	509	258	1,158
SD Jump Start Scholarship	\$750	\$1,500	\$750	-	\$4,500	\$3,000	\$10,500
# of Students	1	1	1	-	3	2	8
SD Opportunity Scholarship	\$183,900	\$347,150	\$246,400	\$482,950	\$2,079,700	\$1,138,700	\$4,478,800
# of Students	115	224	157	314	1,286	700	2,785
Veterinary Tuition (SDSU/UMN)	-	-	-	-	\$178,500	-	\$178,500
# of Students	-	-	-	-	11	-	11
Other Scholarships	\$711,428	\$811,470	\$775,329	\$1,625,659	\$7,338,325	\$4,347,709	\$15,609,920
# of Students	240	252	278	372	2,090	1,506	4,731
Federal Loans	\$6,950,605	\$9,357,974	\$5,236,445	\$7,162,485	\$41,135,786	\$53,016,062	\$122,859,357
# of Students	1,025	1,195	788	957	4,977	4,155	13,051
Alternate Loans	\$2,098,190	\$2,009,639	\$994,226	\$3,892,655	\$16,671,081	\$8,305,476	\$33,971,267
# of Students	198	189	113	291	1,404	721	2,910
<b>TOTAL</b>	<b>\$17,523,530</b>	<b>\$19,454,429</b>	<b>\$14,010,950</b>	<b>\$20,933,280</b>	<b>\$101,082,875</b>	<b>\$92,528,012</b>	<b>\$265,533,075</b>
<b># of Students</b>	<b>1,739</b>	<b>1,761</b>	<b>1,289</b>	<b>1,817</b>	<b>8,751</b>	<b>6,543</b>	<b>21,821</b>

Note: Students may receive more than once type of financial aid, and are counted once for each type of financial aid awarded.



## POSTSECONDARY READINESS - HIGH SCHOOL MATRICULATION

Upon completion of the 2022-23 academic year, South Dakota high schools graduated 9,293 students. That year, nearly 65% of graduates pursued further education, with approximately half enrolling in a Board of Regents institution.

### SD High School Graduates and Postsecondary Education Enrollment

	SD HS Grads	Enrolled at Any Postsecondary Institution	% Enrolled at Any Postsecondary Institution	Enrolled in BOR System	% Enrolled in BOR System
2018-19	8,960	5,859	65.4%	2,700	30.1%
2019-20	8,713	5,536	63.5%	2,524	29.0%
2020-21	8,899	5,606	63.0%	2,516	28.3%
2021-22	9,201	5,678	61.7%	2,631	28.6%
2022-23	9,293	6,033	64.9%	2,817	30.3%

Note: The data represents the number and percentage of high school graduates who enrolled in a postsecondary institution within 16 months of graduation.

## POSTSECONDARY READINESS - HIGH SCHOOL DUAL ENROLLMENT

The following charts show that many high school students are capable of university-level academic work. Completing university-level courses while still in high school is one of the multiple ways that allow students to earn their degrees sooner and thus reduce the cost of higher education. Dual enrollment is a program that enables high school students to take college-level courses at a public university that count for both high school and college credit. This South Dakota Board of Regents program is designed to give students a head start on their higher education journey and includes courses taken through High School Dual Credit, Concurrent Credit and Non-Degree Seeking Admission.

### High School Dual Enrollment Student Headcount

	BHSU	DSU	NSU	SDM	SDSU	USD
2021-22	752	497	1,350	75	1,239	1,755
2022-23	743	489	1,437	52	1,401	1,856
2023-24	724	620	1,636	87	1,538	2,075

### Top Courses Enrolled by HS Dual Enrollment Students | Academic Year 23-24

Course Number	Course Title	Course Enrollments
CMST 101	Foundations of Communication	1,860
MATH 114	College Algebra	1,730
ENGL 101	Composition I	1,227
PSYC 101	General Psychology	1,084
POLS 100	American Government	645
SOC 100	Introduction to Sociology	544
HIST 151	United States History I	496
ENGL 210	Introduction to Literature	349
HIST 152	United States History II	327
ENGL 201	Composition II	292
<b>Total Headcount Enrolled</b>		<b>8,554*</b>

\*Students are counted for each course they are enrolled in.



# OUR DAKOTA DREAMS: STATEWIDE COLLEGE PREPARATION EFFORT

Our Dakota Dreams is led by a coalition of representatives from BOR, the South Dakota Department of Education (DOE), the Board of Technical Education, the South Dakota Department of Labor & Regulation, and Mapping Your Future. In addition to strategic initiatives and featured programs, Our Dakota Dreams Promotes: **the value of attending college in South Dakota, the free college application period, importance of completing the FAFSA, scholarship and financial aid information.**

## YEAR-LONG COLLEGE ALGEBRA

High school juniors and seniors aiming for college and seeking to boost their math confidence should consider the Year-Long College Algebra course through the Northern State E-Learning Center, in partnership with the local high school. The course is covered over two semesters, and students earn one high school credit and three college credits.

This course, funded by a South Dakota Education Access Foundation grant, addresses college math as a barrier to postsecondary success. The course can accommodate 75 students annually. In 2023-24, 40 students participated, 67 students are currently enrolled for 2024-25.

## STATEWIDE SCHOLARSHIP BULLETIN BOARD

The statewide scholarship bulletin board found on [OurDakotaDreams.com](http://OurDakotaDreams.com) is a valuable tool for SD students seeking financial assistance for their higher education. Students can search for scholarships based on their regional location, academic standing, financial need, and more. Third-party entities are encouraged to post their scholarship opportunities through a online request form. BOR launched the bulletin board in 2024, after high school counselors identified a need.

## MATH PATHWAYS ADVISING TOOL – COMING SOON!

This advising tool will show students how to align their math coursework options to career interests and relevant college programs. By searching occupations and the college math course required, students can narrow down their math class options by following a recommended pathway. This tool was developed under the advisement of a group of middle and high school math teachers, university faculty, school counselors, and student advisors.

## FEATURED PROGRAMS

### TEACHER LEADERSHIP ACADEMY

An experience-based learning opportunity for SD teachers with three+ years of experience to further develop their educational leadership skills. Teachers who successfully complete the course earn three graduate credits that can be applied to an advanced degree in education at BHSU, DSU, NSU, SDSU, and USD.

*The academy served 60 students during the 2022-2023 academic year, with 50 percent pursuing their advanced degree in education at its conclusion (7 percent were not retained into the next academic year). The 2023-2024 academy served 90 students, with 26 percent pursuing their advanced degree in education afterward. In spring 2025, the academy plans to accept 65 students through a grant extension provided by DOE.*

### TEACHER APPRENTICESHIP PATHWAY

Offering paraprofessionals in schools (also known as an aide, educational assistant, or teacher's aide) an opportunity to earn a teaching certificate. Through completion of this program, participants will earn a bachelor's degree in elementary education, special education, or secondary education while gaining hands-on experience in the classroom and receiving financial support and guidance from experienced mentors. In 2024, the legislature provided an appropriation to add another two-year cohort.

*89 students began this pilot program in Fall 2023 thanks to a grant provided by the DOE. Because of its success, the South Dakota Legislature approved \$800,000 in House Bill 1201 to fund 90 additional students to begin coursework in Fall 2024. This is a two-year program with graduates anticipated in Summer 2025 and 2026.*

### CAREER EXPLORATION SUMMER CAMPS

Free, week-long summer camps for rising 7th and 8th grade SD students hosted on public university and technical college campuses. These camps are designed to help students explore a variety of careers through activities and area industry tours.

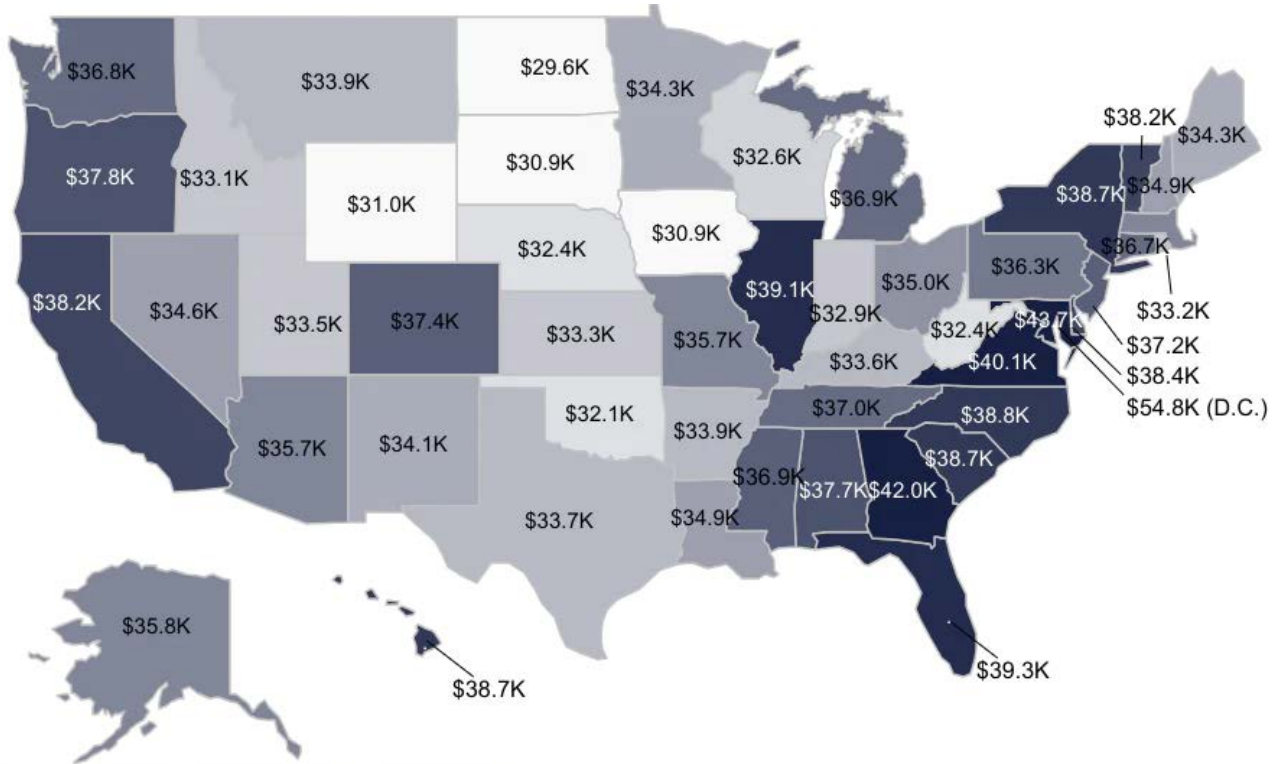
*The camps served 300 students in 2022; 600 students in 2023; 900 students in 2024. Through a grant extension from DOE, six additional camps, serving 600 students, are planned for 2025.*



# STUDENT LOANS

## Average Student Loan Balance by State (2024)

The South Dakota Board of Regents prioritizes student affordability and stresses the importance of accessible higher education. According to the Office of Federal Student Aid, South Dakota students hold the one of the lowest debt balances averages in the nation. The current average student debt balance in South Dakota is \$30,930, while the national average is \$35,950.



Source: U.S. Department of Education Office of Federal Student Aid

### Loan Default Rates

In addition, the Loan Default Rate showcases student employability. South Dakota students are able to make their way into the workforce and begin repaying any loans that accumulated while in school. South Dakota is ranked second in the nation for loan repayment with a three-year average of 2.03% for public university students.

### Average 3-Year Default Rates for US Institutions (Three-Year Averages)

	All	Public	Private	Proprietary
South Dakota	0.61%	0.41%	0.19%	1.29%
Nation	0.80%	0.84%	0.58%	1.00%
SD State Rank	11	2	2	35

### 3-Year Default Rates for SD Institutions

	2019	2020	2021	Average
<b>Regental</b>	<b>1.13%</b>	<b>0.01%</b>	<b>0.00%</b>	<b>0.38%</b>
Private	0.50%	0.00%	0.07%	0.19%
Proprietary	3.84%	0.05%	0.00%	1.29%
Technical	1.53%	0.00%	0.00%	0.51%
<b>All</b>	<b>1.81%</b>	<b>0.01%</b>	<b>0.01%</b>	<b>0.61%</b>

As expected, FY2021 cohort default rates are impacted by the pause on federal student loan payments that began March 13, 2020, and ended on Sept. 30, 2023. During the pause, borrowers with ED-held student loans were not required to make any payments, and no borrowers with ED-held loans entered default. Fewer than 200 borrowers with non-ED-held FFEL loans entered default because those loans were not eligible for the payment pause.



# ACADEMIC EXCELLENCE



## ACADEMIC COMPLETION AND RETENTION

Student counts include new students who began a bachelor's degree program in the Fall 2018 term on a full-time basis. These students had not attended any other postsecondary institution since graduating from high school or earning a GED. Transfer, continuing, high school, and special students (non-degree seeking) were excluded. Those shown as enrolled in graduate or professional programs in Fall 2024 may have completed a bachelor's degree at another university.

### 2018 Federal Adjusted Cohort Who Were Baccalaureate Degree Seeking in Fall 2018

ADJUSTED COHORT (NUMBER OF STUDENTS)	BHSU 408	DSU 374	NSU 257	SDM 457	SDSU 2,057	USD 1,284	SYSTEM 4,837
<b>Baccalaureate Degree Date</b>							
Completed in <= 4 years (before 9/2022)	120	128	89	110	947	608	2002
<b>4 Year Completion Rate</b>	<b>29.4%</b>	<b>34.2%</b>	<b>34.6%</b>	<b>24.1%</b>	<b>46.0%</b>	<b>47.4%</b>	<b>41.4%</b>
Completed in 5 years (9/2022 - 8/2023)	44	46	47	120	278	134	669
Completed in 6 years (9/2023 - 8/2024)	10	9	6	25	45	31	126
<b>6 Year Completion Rate</b>	<b>42.6%</b>	<b>48.9%</b>	<b>55.3%</b>	<b>55.8%</b>	<b>61.7%</b>	<b>60.2%</b>	<b>57.8%</b>
Completed Associate Degree	6	10	3	3	42	9	73
Completed Bachelor at other BOR university	20	11	14	18	38	38	139
Subtotal / Cumulative %	200 / 49.0%	204 / 54.5%	159 / 61.9%	276 / 60.4%	1,350 / 65.6%	820 / 63.9%	3,009 / 62.2%

### NO DEGREE OR STILL ENROLLED AT ANY BOR UNIVERSITY IN FALL 2024

As an Undergraduate Student	8	10	6	23	30	22	99
As a Graduate/Professional Student	1	0	1	0	0	3	5
No longer enrolled at any BOR University	199	160	91	158	678	439	1,725
No Degree Completed	208	170	98	181	708	464	1,829
No Degree Completed Rate	51.0%	45.5%	38.1%	39.6%	34.4%	36.1%	37.8%

### Retention of New Degree Seeking Undergraduates from Fall 2023 to Fall 2024

	BHSU	DSU	NSU	SDM	SDSU	USD	System
Fall 2023 Federal Adjusted Cohort	395	383	278	484	2,149	1,297	4,986
Retained at Cohort University	282	289	214	407	1,801	1,028	4,021
% Retained at Cohort University	71.4%	75.5%	77.0%	84.1%	83.8%	79.3%	80.6%
Retained in System	294	307	226	418	1,836	1,049	4,130
% Retained in System	74.4%	80.2%	81.3%	86.4%	85.4%	80.9%	82.8%

## ACADEMIC QUALITY - LICENSURE AND CERTIFICATIONS

The table below lists programs that require graduates to pass an exam before working in the field. The number tested in a year is not usually the same as the number of graduates, as some students choose not test immediately after graduation. Years (calendar, state fiscal, federal fiscal) and months of examination vary due to differences across testing agencies. National pass rates are not available for all fields. The pass rates for the Law, Medical Lab Science, PharmD, and Respiratory Care are first-time pass rates. *Data reported to the Board of Regents by the universities unless otherwise noted.*

Program	Offered By	Degree	Year Tested	# Tested	# Passed	% Passed	National % Passed
Addiction Counseling and Prevention	USD	BS	2023	34	34	100%	N/A
Addiction Counseling and Prevention	USD	MA	2023	10	2	20%	N/A
Athletic Training	SDSU	MS	2023-24	8	8	100%	80%
Audiology	USD	AuD	2024	5	5	100%	N/A
Clinical Psychology	USD	PhD	2024	4	4	100%	N/A
Dental Hygiene	USD	BS	2024	31	31	100%	N/A
Didactic Program in Dietetics*	SDSU	BS	2021-23	37	37	100%	88.63%
Dietetic Internship**	SDSU	MS	2021-23	40	39	98%	88.92%
Law <sup>(1)</sup>	USD	JD	2024	45	35	78%	N/A
Medical Lab Science	SDSU	BS	2024	22	21	95%	74%
Medicine	USD	MD-1	2025	79	70	89%	92%
Medicine	USD	MD-2	2025	61	61	100%	98%
Nursing	SDSU	BS	2023	282	266	94%	89%
Nursing	USD	BSN	2023	146	139	95%	90%
Nursing	SDSU	MS/FNP	2023	14	14	100%	79%
Nursing	SDSU	DNP/PMHNP	2023	2	2	100%	90%
Nursing	SDSU	DNP/FNP	2023	15	15	100%	79%
Nursing	SDSU	PGrad Cert-FNP	2023	0	0	NA	NA
Nursing	SDSU	PGrad Cert-PMHNP	2023	1	1	100%	90%
Occupational Therapy	USD	OTD	2024	31	27	87%	N/A
Pharmacy	SDSU	PharmD	2023	64	60	94%	78%
Physical Therapy	USD	DPT	2024	32	28	88%	89%
Physician Assistant Studies	USD	MSPAS	2023	24	22	92%	92%
Respiratory Care	SDSU	AS	2024	7	7	100%	57%
Social Work	USD	MSW	2023	58	48	83%	73%
Social Work (Clinical Exam)	USD	MSW	2023	28	20	71%	73%
Speech/Language Pathology	USD	MS	2024	20	16	80%	N/A

\*The Didactic Program in Dietetics is accredited and monitored through a three-year revolving pass rate for program quality. Students must complete the dietetic internship and pass the RDN exam for eligibility to practice.

\*\*The graduate Nutrition and Dietetics Internship pass rate is measured as a one-year pass rate (graduates who pass the registration exam within one year of first attempt) on the CDR credentialing exam for Registered Dietitian Nutritionists, with monitoring as a revolving three-year pass rate for program quality.

<sup>(1)</sup> July examinations





## PROGRAM ACCREDITATION AND RECOGNITION

INSTITUTION	ACCREDITOR	# OF PROGRAMS ACCREDITED
BHSU	Association to Advance Collegiate Schools of Business	7
BHSU	Council for the Accreditation of Educator Preparation	18
BHSU	National Association of Schools of Music	2
BHSU	Society of Health and Physical Educators	1
DSU	Accreditation Council for Business Schools and Programs	9
DSU	Commission on Accreditation for Health Informatics/Info. Management Education	3
DSU	Council for the Accreditation of Educator Preparation	9
DSU	NSA Centers of Academic Excellence - Cyber Research	1
DSU	NSA Centers of Academic Excellence - Cyber Defense	2
DSU	NSA Centers of Academic Excellence - Cyber Operations	3
NSU	Accreditation Council for Business Schools and Programs	13
NSU	Council for Accreditation of Counseling and Related Educational Programs	2
NSU	Council for the Accreditation of Educator Preparation	22
NSU	National Association of Schools of Art and Design	5
NSU	National Association of Schools of Music	3
SDM	ABET Applied and Natural Science Accreditation Commission	1
SDM	ABET Computing Accreditation Commission	1
SDM	ABET Engineering Accreditation Commission	10
SDM	American Chemical Society	1
SDSU	ABET Engineering Technology Accreditation Commission	8
SDSU	Accreditation Commission for Programs in Hospitality Administration	1
SDSU	Accreditation Council for Pharmacy Education	1
SDSU	Accreditation Council for the Education of Nutrition and Dietetics	2
SDSU	Accrediting Council on Education in Journalism and Mass Communication	7
SDSU	American Chemical Society	1
SDSU	American Society of Agricultural and Biological Engineers	1
SDSU	American Society of Biochemistry and Molecular Biology	1
SDSU	Aviation Accreditation Board International	1
SDSU	Commission on Accreditation for Respiratory Care	1
SDSU	Commission on Accreditation for the Exercise Sciences	1
SDSU	Commission on Accreditation of Athletic Training Education	1
SDSU	Commission on Collegiate Nursing Education	10
SDSU	Council for Interior Design Accreditation	1
SDSU	Council for the Accreditation of Counseling and Related Educational Programs	4
SDSU	Council for the Accreditation of Educator Preparation	23
SDSU	Council on Education for Public Health	1
SDSU	Institute for Food Technologists	1
SDSU	Landscape Architectural Accrediting Board, Inc.	1
SDSU	National Accrediting Agency for Clinical Laboratory Sciences	1
SDSU	National Architectural Accrediting Board, Inc.	1
SDSU	National Association of Schools of Art and Design	7
SDSU	National Association of Schools of Music	4
SDSU	National Association of Schools of Theatre	2
SDSU	Society for Range Management	1
SDSU	Society of Health and Physical Educators	1
USD	ABET Computing Accreditation Commission	1
USD	Accreditation Council for Occupational Therapy Education	1
USD	Accreditation Review Commission on Education for Physician Assistant	1
USD	Accrediting Council on Education in Journalism and Mass Communication	6
USD	American Chemical Society	1
USD	American Dental Association Commission on Dental Accreditation	1
USD	American Psychological Association	2
USD	Association for Behavior Analysis International (ABAI)****	1
USD	Association of Doctoral Programs in Health Sciences***	1
USD	Association of University Programs in Health Administration	1
USD	Association to Advance Collegiate Schools of Business	26
USD	Commission on Accreditation in Physical Therapy Education	1
USD	Commission on Collegiate Nursing Education	3
USD	Council for Accreditation of Counseling/Related Education Programs	7
USD	Council for the Accreditation of Educator Preparation	42
USD	Council of Academic Accreditation – American Speech/Language/Hearing Assn.	2
USD	Council of Social Work Education	3
USD	Council on Accreditation of Nurse Anesthesia Educational Programs	1
USD	Council on Education for Public Health	1
USD	Council on the Section of Legal Ed. & Admissions to the Bar of the American Bar Assn.	1
USD	Liaison Committee on Medical Education	2
USD	National Addiction Studies Accreditation Commission	4
USD	National Association of School Psychologists	2
USD	National Association of Schools for Theatre	3
USD	National Association of Schools for Theatre	5
USD	National Association of Schools of Art & Design	7
USD	National Association of Schools of Art and Design	13
USD	National Association of Schools of Music	10
USD	Network of Schools of Public Affairs and Administration	1

## TOTAL DEGREES AWARDED | ACADEMIC YEAR 2024

Each of the six BOR Institutions offers degrees specific to their missions. Black Hills State University and Northern State University are Regional Comprehensive Universities that deliver access to their region and provide mechanisms for students to achieve associate, bachelor, and occasional master's programs. Dakota State University and South Dakota School of Mines and Technology are Special Focus Universities offering specific degrees in engineering and computer sciences with limited other fields of study. South Dakota State University and the University of South Dakota are Research Universities providing a wide range of undergraduate and graduate fields of study.

	BHSU	DSU	NSU	SDM	SDSU	USD	System
Associate	49	49	27	3	105	26	259
Baccalaureate	347	379	254	347	2,009	1,177	4,513
Master	51	145	86	105	348	606	1,341
PhD, EdD, Specialist, First-Professional	-	29	-	12	119	288	448
<b>TOTAL</b>	<b>447</b>	<b>602</b>	<b>367</b>	<b>467</b>	<b>2,581</b>	<b>2,097</b>	<b>6,561</b>

BLACK HILLS STATE UNIVERSITY	Associate	Baccalaureate	Master	Doctorate	Total
Business, Management, and Marketing	11	70	15	-	96
Education	-	55	28	-	83
Biological and Biomedical Sciences	19	20	3	-	42
Liberal Arts, General Studies, and Humanities	19	14	-	-	33
Psychology	-	33	-	-	33
Visual and Performing Arts	-	32	-	-	32
Parks and Rec, Fitness, and Kinesiology	-	28	-	-	28
Public Administration and Social Services	-	22	-	-	22
Social Sciences	-	19	-	-	19
Physical Sciences	-	12	-	-	12
English Language Literature	-	11	-	-	11
Mathematics and Statistics	-	11	-	-	11
Communication and Journalism	-	8	-	-	8
History	-	7	-	-	7
Interdisciplinary Studies	-	-	5	-	5
Ethnic, Cultural, Gender, & Group Studies	-	4	-	-	4
Foreign Languages, Literatures, and Linguistics	-	1	-	-	1
<b>TOTAL</b>	<b>49</b>	<b>347</b>	<b>51</b>	<b>-</b>	<b>447</b>

DAKOTA STATE UNIVERSITY	Associate	Baccalaureate	Master	Doctorate	Total
Computer and Information Sciences	27	234	133	29	423
Education	-	57	3	-	60
Business, Management, and Marketing	10	19	4	-	33
Liberal Arts, General Studies, and Humanities	10	18	-	-	28
Health Professions	2	6	5	-	13
Mathematics and Statistics	-	13	-	-	13
Military Technologies and Strategic Intelligence	-	11	-	-	11
Parks and Rec, Fitness, and Kinesiology	-	10	-	-	10
English Language Literature	-	7	-	-	7
Biological and Biomedical Sciences	-	3	-	-	3
Physical Sciences	-	1	-	-	1
<b>TOTAL</b>	<b>49</b>	<b>379</b>	<b>145</b>	<b>29</b>	<b>602</b>

NORTHERN STATE UNIVERSITY	Associate	Baccalaureate	Master	Doctorate	Total
Education	2	57	40	-	99
Business, Management, and Marketing	4	61	6	-	71
Biological and Biomedical Sciences	1	45	-	-	46
Parks and Rec, Fitness, and Kinesiology	-	12	15	-	27



NORTHERN STATE UNIVERSITY (cont.)	Associate	Baccalaureate	Master	Doctorate	Total
Visual and Performing Arts	2	7	15	-	24
Criminal Justice and Corrections	4	16	-	-	20
Psychology	-	19	-	-	19
Liberal Arts, General Studies, and Humanities	14	4	-	-	18
English Language Literature	-	12	-	-	12
Social Sciences	-	11	-	-	11
Mathematics and Statistics	-	-	10	-	10
History	-	6	-	-	6
Computer and Information Sciences	-	3	-	-	3
Health Professions	-	1	-	-	1
<b>TOTAL</b>	<b>27</b>	<b>254</b>	<b>86</b>	<b>-</b>	<b>367</b>

SOUTH DAKOTA MINES	Associate	Baccalaureate	Master	Doctorate	Total
Engineering	-	258	75	7	340
Computer and Information Sciences	-	35	7	-	42
Physical Sciences	-	22	9	2	33
Engineering Technologies	-	-	13	2	15
Interdisciplinary Studies	-	11	-	1	12
Biological and Biomedical Sciences	-	8	-	-	8
Mathematics and Statistics	-	7	-	-	7
Business, Management, and Marketing	-	6	-	-	6
Liberal Arts, General Studies, and Humanities	3	-	-	-	3
Health Professions	-	-	1	-	1
<b>TOTAL</b>	<b>3</b>	<b>347</b>	<b>105</b>	<b>12</b>	<b>467</b>

SOUTH DAKOTA STATE UNIVERSITY	Associate	Baccalaureate	Master	PhD and First-Professional	Total
Health Professions	7	411	41	74	533
Agricultural, Animal, Plant, and Veterinary Science	34	228	27	11	300
Business, Management, and Marketing	-	208	-	-	208
Engineering	-	156	38	10	204
Biological and Biomedical Sciences	-	128	38	12	178
Education	-	123	19	-	142
Psychology	-	77	50	-	127
Family and Consumer Sciences, Human Sciences	5	78	19	2	104
Interdisciplinary Studies	-	71	32	-	103
Liberal Arts, General Studies, and Humanities	55	42	-	-	97
Social Sciences	-	77	10	1	88
Parks and Rec, Fitness, and Kinesiology	-	70	3	-	73
Natural Resources and Conservation	-	57	3	2	62
Communication and Journalism	-	45	11	-	56
Visual and Performing Arts	-	51	-	-	51
Engineering Technologies	4	27	15	-	46
Mathematics and Statistics	-	27	12	1	40
Architecture	-	21	15	-	36
Transportation & Materials Moving	-	30	-	-	30
History	-	28	-	-	28
Foreign Languages, Literatures, and Linguistics	-	22	-	-	22
Physical Sciences	-	5	10	6	21
English Language Literature	-	13	3	-	16
Computer and Information Sciences	-	11	1	-	12
Ethnic, Cultural, Gender, & Group Studies	-	3	-	-	3
Science Technologies/Technicians	-	-	1	-	1
<b>TOTAL</b>	<b>105</b>	<b>2,009</b>	<b>348</b>	<b>119</b>	<b>2,581</b>

## TOTAL DEGREES AWARDED (CONT.)

UNIVERSITY OF SOUTH DAKOTA	Associate	Baccalaureate	Master	PhD and First-Professional	Total
Health Professions	-	311	148	137	596
Business, Management, and Marketing	-	244	131	-	375
Education	-	77	45	33	155
Computer and Information Sciences	-	10	128	-	138
Psychology	-	75	20	13	108
Biological and Biomedical Sciences	2	74	16	9	101
Parks and Rec, Fitness, and Kinesiology	-	59	29	-	88
Legal Professions	-	3	-	75	78
Social Sciences	-	69	1	6	76
Communication and Journalism	-	57	3	-	60
Liberal Arts, General Studies, and Humanities	22	38	-	-	60
Criminal Justice and Corrections	-	54	-	-	54
Visual and Performing Arts	2	30	15	-	47
Interdisciplinary Studies	-	13	19	-	32
Physical Sciences	-	11	9	11	31
Public Administration and Social Services	-	-	24	-	24
English Language Literature	-	9	9	3	21
Engineering	-	10	4	1	15
History	-	12	3	-	15
Mathematics and Statistics	-	9	2	-	11
Foreign Languages, Literatures, and Linguistics	-	8	-	-	8
Philosophy	-	3	-	-	3
Ethnic, Cultural, Gender, & Group Studies	-	1	-	-	1
<b>TOTAL</b>	<b>26</b>	<b>1,177</b>	<b>606</b>	<b>288</b>	<b>2,097</b>







# WORKFORCE AND ECONOMIC DEVELOPMENT

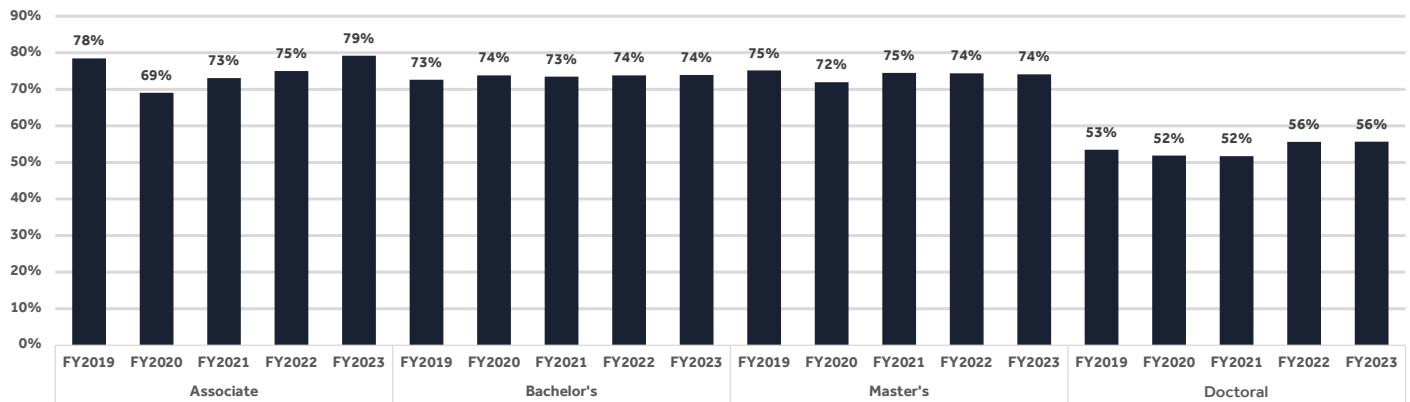
## PLACEMENT AND OUTCOMES OF REGENTAL GRADUATES

Retaining our educated graduates in the South Dakota is crucial. This is why our universities collaborate with industry partners to create opportunities to connect and build relationships with students while they are on campus, whether through internships, externships, or experiential learning.


Most South Dakota resident students – over 73% – decide to live and work in the state after completing their post-secondary education. For nonresident students, 27% chose to make South Dakota their home last year, yielding nearly 800 nonresident graduates who opted to stay in the state and fill essential positions.

Grad FY	NONRESIDENT			RESIDENT		
	Distinct Graduates	Distinct Grads Employed in SD	% Distinct Grads Employed in SD	Distinct Graduates	Distinct Grads Employed in SD	% Distinct Grads Employed in SD
FY2019	2,747	642	23.37%	3,799	2,745	72.26%
FY2020	2,900	742	25.59%	3,624	2,605	71.88%
FY2021	2,888	768	26.59%	3,361	2,424	72.12%
FY2022	2,823	793	28.09%	3,442	2,504	72.75%
FY2023	2,915	798	27.38%	3,338	2,439	73.07%

## First-Year In-State Placement of Graduates Originally from SD



Graduation records are checked for matches in the SDDL R Reemployment Assistance (RA) program for a one-quarter (three-month) window one year following a student's graduation date. Any employment/enrollment data returned for this time period – including part-time employment/enrollment – are included in the analysis. Although about 95 percent of South Dakota workers are covered by Reemployment Assistance's unemployment insurance, people who are employed by federal agencies, the self-employed and those employed in other states are excluded.



## TEACHER EDUCATION

Teacher certification applicants in South Dakota must earn passing scores on exams for their certification area(s). Candidates applying for initial certification are required to meet qualifying scores on the appropriate Praxis II Subject Assessment(s) and Praxis II Principles of Learning and Teaching (PLT) test(s) that most closely correspond to their anticipated area(s) of instruction. **The system-wide cumulative pass rate was 91.9%.**

NOTE: SD employment percentages cited here refer only to the proportion of teacher education graduates who are hired by in-state school districts. These 'employment' rates do not include graduates who may have been hired by an out-of-state school district, hired by an educational organization other than a school district, hired outside the field of education, or entered graduate school.

### 2023/24 Teacher Candidates/Major

FIELD OF STUDY	UNDERGRADUATE CANDIDATES
Elementary Education	490
Special Education	106
Early Childhood Education	99
Elementary Education/Special Education	91
Music	79
Physical Education	79
Secondary Education	71
History	46
Art	41
Social Science	37
English	32
Mathematics	31
Agriculture	29
Biology	19
Foreign Language	13
Family-Consumer Science	8
Computer Science	4
Speech Communication	4
Chemistry	3
Business	2
Composite Science	1
<b>TOTAL</b>	<b>1,285 CANDIDATES</b>

### TEACHER EDUCATION CANDIDATES: 1,285

Enrollment and degree attainment are both equally important. Enrollment facilitates the pipeline of potential teacher candidates who receive a teaching credential. **This year there were a total of 1,285 teacher candidates, a 4% increase over the 2022/23 academic year.**

This chart represents all candidates and their respective major. The five largest fields of study were elementary education, special education, early childhood education, music and physical education.

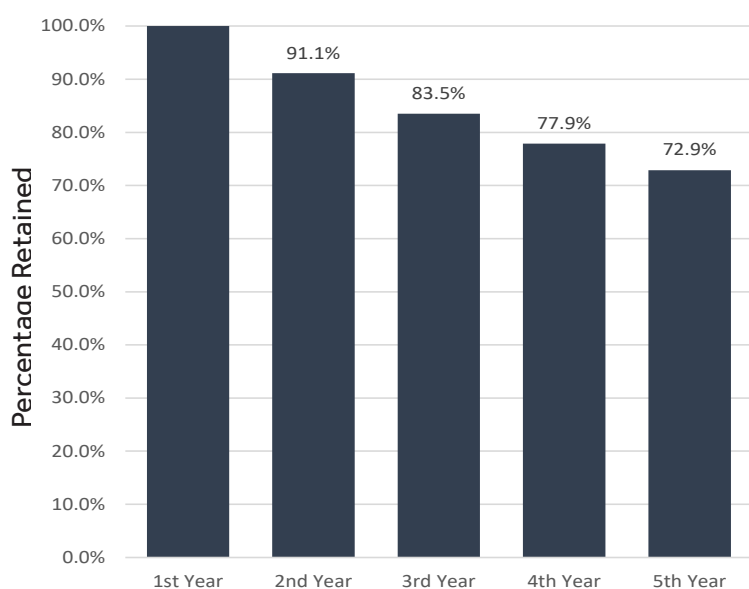
Reporting data retrieved from SDDOE, Regents Information System.



## Teacher Employment Projections and Average Salary

The table provides the data from the Bureau of Labor Statistics regarding employment projections and the average salary for public K12 teachers. The data on retention and the workforce need further supports critical recruit efforts both in and out of state for students in a teacher educational major.

	Employment, 2020	Projected Employment, 2030	% Employment Change, 2020-30	Estimated Average salary of teachers in public K12 Schools 2021 - 22
Iowa	61,640	68,480	11.1%	\$59,262
Minnesota	78,260	84,560	8.1%	\$68,491
Montana	11,590	12,090	4.3%	\$53,628
Nebraska	29,240	31,590	8.0%	\$57,420
North Dakota	11,470	12,940	12.8%	\$55,769
South Dakota	13,180	14,160	7.4%	\$49,761
Wyoming	7,510	8,340	11.1%	\$60,820



### Teacher Retention South Dakota Employment


This graph represents cohorts 2012-2017 which have been evaluated to determine retention over a five-year period of time. **Across all cohorts examined, roughly 91.1% of teachers returned for a second year of teaching. By the fourth year after initial placement, over three-quarters of graduates remained employed at in-state school districts.**

Retention tends to be higher for teachers who graduated from a South Dakota high school. Overall, 75.9% of teacher graduates remain in South Dakota for a five-year period.

## NEW! Gateway to Teacher Education | High School Dual Credit Certificates

High School Students can now begin their journey toward a rewarding career in education. This program, designed for those interested in PK-12 teacher education, includes four High School Dual Credit (HSDC) courses that count toward an undergraduate degree. BOR approved this program in May 2024 to engage high school students into career fields early, hoping to prepare and retain for the future workforce.

**“THE GATEWAY TO TEACHER EDUCATION CERTIFICATE NOT ONLY PROVIDES STUDENTS WITH AN INTRODUCTION TO THE TEACHING PROFESSION BUT ALSO SERVES AS A SOLID STEPPING STONE TOWARDS THEIR ACADEMIC AND CAREER GOALS IN EDUCATION.”**





# WORKFORCE DEVELOPMENT

## PERCENTAGE OF TOTAL BACHELORS DEGREES AWARDED

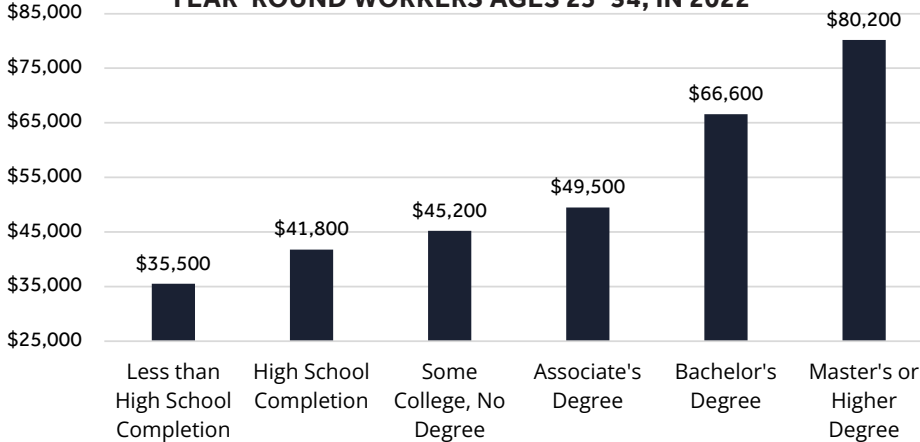
Public post-secondary higher education serves as a critical pipeline for the workforce in South Dakota. Our goal is to align BOR students to our state's workforce needs, produce skills to meet employment demands, and ensure engagement to enhance the state's long-term economy.

BACHELOR DEGREES	FY20	FY21	FY22	FY23	FY24	TARGET
STEM	29.8%	30.4%	31.2%	30.6%	30.8%	32.8%
Teacher Education	9.8%	9.3%	10.7%	9.0%	8.9%	11.3%
Nursing	11.8%	11.4%	11.1%	10.3%	10.3%	13.0%
Healthcare (excluding Nursing)	8.0%	8.3%	7.6%	7.8%	6.6%	9.5%
Business & Management	10.4%	11.3%	11.8%	12.1%	13.2%	11.9%

## THE IMPACT OF A DEGREE

Earning a college degree can significantly impact potential lifetime earnings. According to research, individuals with a bachelor's degree typically earn substantially more over their careers than those with only a high school diploma. This income gap adds up over time, often translating into hundreds of thousands of dollars more in lifetime earnings. Beyond higher salaries, degree holders also benefit from greater job stability and access to better benefits, further enhancing their financial security.

MEDIAN ANNUAL EARNINGS OF FULL-TIME, YEAR-ROUND WORKERS AGES 25-34, IN 2022



SOURCE: U.S. Department of Commerce, Census Bureau, Current Population Survey, Annual Social and Economic Supplement



**BY PROVIDING STUDENTS  
WITH CUTTING-EDGE  
EDUCATION AND  
PRACTICAL SKILLS,  
WE ARE PREPARING  
THEM FOR SUCCESSFUL  
CAREERS, FUELING  
INNOVATION, AND  
DRIVING ECONOMIC  
GROWTH IN OUR STATE.**

**SOUTH DAKOTA'S  
HOT CAREERS  
ALIGNING WITH BOR PRIORITIES**

Accountants and Auditors  
Elementary School Teachers  
First-Line Retail  
Sales Supervisors  
General and  
Operations Managers  
Management Analysts  
Registered Nurses

**ADAPTING TO WORKFORCE NEEDS**

**BACHELOR'S DEGREE IN ACCOUNTING**

**SOUTH DAKOTA STATE UNIVERSITY**

SDSU's Bachelor's Degree in Accounting aims to provide students with comprehensive training in various aspects of accounting, including managerial, financial, cost, and income tax accounting. The university also provides a minor in accounting, and it believes that the bachelor's program will expand its students' educational opportunities, leading to improved professional prospects. Additionally, introducing a major in accounting will help meet the strong demand for accounting professionals in the job market in South Dakota.

**MASTER'S DEGREE IN ARTIFICIAL INTELLIGENCE**

**UNIVERSITY OF SOUTH DAKOTA | DAKOTA STATE UNIVERSITY**

As the world increasingly relies on technology, the demand for skilled artificial intelligence (AI) professionals continues to grow. Recognizing this trend, Dakota State University developed a Master of Science in Artificial Intelligence and the University of South Dakota developed a Master of Arts in Artificial Intelligence, programs that equip students with the knowledge and skills needed to excel in this ever-changing field.

**BACHELOR'S DEGREE IN AGRIBUSINESS LEADERSHIP**

**UNIVERSITY OF SOUTH DAKOTA**

The Bachelor of Business Administration degree in Agribusiness Leadership at the University of South Dakota combines business, agribusiness, leadership, and artificial intelligence-informed business analytics classes to produce professionals and entrepreneurs with the knowledge to drive decisions with data, understand the agribusiness environment, and lead organizations in the challenging and dynamic world of agriculture. Through coursework tailored to meet the needs of modern agribusiness, graduates will emerge as leaders equipped to address the evolving demands of the agricultural landscape.

**MASTER'S DEGREE IN STRATEGIC INNOVATION AND LEADERSHIP**

**NORTHERN STATE UNIVERSITY**

This graduate-level program will equip students to lead organizational change, drive business growth, and add customer value. By combining strategic thinking with innovation management, graduates will be prepared to tackle complex challenges and drive sustainable development in a variety of industries.

**CERTIFICATE PROGRAMS**

**EDUCATION, AGRICULTURE, ENGINEERING, BUSINESS**

These programs introduce students to in-demand fields while equipping them with essential courses to better prepare them for future goals. The certificate structure is uniquely positioned to be delivered on campus, online, and through South Dakota's High School Dual Credit program. The certificates will serve as a valuable credential for students, and provides a head start on their future career goals.



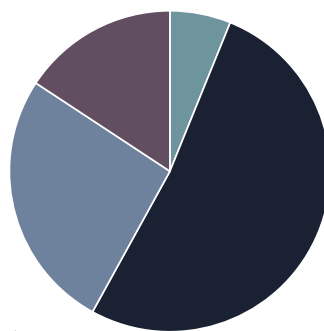


## GOVERNOR'S RESEARCH CENTER PROGRAM

In FY 2005 the state legislature began making an annual appropriation to fund state supported applied research centers designed to strengthen South Dakota's research competitiveness and generate commercial activity derived from research.

The Board of Regents along with the Research Excellence: A Critical Hallmark (REACH) Committee is charged with oversight and selection of the research centers. The program provides funding to research centers for 5-6 years to advance the following goals:

- Develop focused research centers that are competitive for external research funding;
- Develop and license inventions; and
- Support existing and spin off start-up companies.



### CENTER RESEARCH FUNDING

- Federal | \$214,840,741
- Private | \$103,459,294
- RCC | \$66,447,379
- Other State | \$32,150,009

### System Technology Transfer: Research To The Marketplace

SYSTEM TECHNOLOGY TRANSFER	FY20	FY21	FY22	FY23	FY24
Invention Disclosures from Research	39	34	43	29	34
Patent & Other Intellectual Property Protection Filings	17	21	21	16	15
Patents Issued	16	9	18	12	17
License Agreements with Start-up Companies	3	5	0	0	2
All License Agreements	6	9	6	3	2

### AT A GLANCE

Centers Funded: 21

Funding Leverage (ROI): 6:1

Students Trained: 1,612

Innovations Disclosed: 221

Patent Filings: 94

Patents Issued: 29

License Agreements: 30

### ECONOMIC DEVELOPMENT

The 25 startup companies affiliated with the research centers have:

Created 221 jobs in South Dakota

Received 37 federal small business research (SBIR) awards, totaling \$9,195,559

Raised in excess of \$23,200,000 in private equity

### INVESTMENT AND RETURN

The state has invested \$66.5 million in Governor Research Centers since FY05

This has resulted in a total of \$416.9 million in federal, state, and private research investments awarded to the centers.

The estimated economic impact of these investments to the state of South Dakota is \$600.3 million, which assumes 60 percent of the dollars remain in the state.



## GRANTS AND CONTRACTS

The universities receive state, federal, and private grants to conduct research and activities to improve education. The universities also contract with state, federal, and private entities to provide services. Research and contracts benefit students, increase knowledge, enhance the reputation of the universities, and bring resources into the state.

### Grant and Contract Award History

	BHSU	DSU	NSU	SDM	SDSU	USD	SYSTEM
FY20	\$2,721,790	\$7,152,486	\$323,051	\$18,101,833	\$38,283,876	\$25,877,996	\$92,461,032
FY21	\$2,531,694	\$7,021,204	\$1,271,181	\$17,175,561	\$48,757,685	\$32,115,648	\$108,872,973
FY22	\$4,205,401	\$5,647,594	\$1,187,762	\$20,136,128	\$50,665,022	\$36,469,912	\$118,311,819
FY23	\$3,412,643	\$7,025,992	\$2,446,494	\$24,176,035	\$140,136,496	\$35,592,719	\$212,790,379
FY24	\$5,023,836	\$6,499,481	\$2,380,109	\$25,429,781	\$54,983,730	\$33,960,326	\$128,277,264

### FY24 Expenditures from Grants and Contracts | Restricted Non-Appropriated Current Fund Expenditures

	STATE	FEDERAL	PRIVATE	TOTAL
BHSU	\$57,834	\$3,516,221	\$27,921	\$3,601,976
DSU	\$1,911,900	\$4,605,125	\$2,148,404	\$8,665,430
NSU	\$70,057	\$1,057,665	\$1,199,020	\$2,326,742
SDM	\$2,313,271	\$18,031,831	\$930,775	\$21,275,877
SDSU	\$1,476,376	\$24,432,426	\$1,336,666	\$27,245,468
USD	\$454,872	\$12,307,476	\$699,380	\$13,461,727
<b>SUBTOTAL</b>	<b>\$6,284,310</b>	<b>\$63,950,744</b>	<b>\$6,342,166</b>	<b>\$76,577,219</b>
SSOM	\$661,610	\$15,505,814	\$910,561	\$17,077,985
SDSU Extension	\$276,274	\$3,847,796	\$319,164	\$4,443,235
SDSU AES	\$2,015,159	\$16,387,106	\$5,168,742	\$23,571,007
<b>TOTAL</b>	<b>\$9,237,353</b>	<b>\$99,691,460</b>	<b>\$12,740,633</b>	<b>\$121,669,446</b>

### Expenditures from Grants and Contracts History

	STATE	FEDERAL	PRIVATE	TOTAL
FY20	\$11,856,543	\$67,266,577	\$12,322,894	\$91,446,014
FY21	\$9,466,819	\$62,899,203	\$9,453,489	\$81,819,510
FY22	\$9,346,780	\$77,144,944	\$11,851,070	\$98,342,794
FY23	\$12,177,806	\$89,865,092	\$12,435,801	\$114,478,698
FY24	\$9,237,353	\$99,691,460	\$12,740,633	\$121,669,446

Federal expenditures **do not** include federal, state, or private resources expended as scholarships or financial aid. Federal expenditures **do not** include COVID relief funds. Source: Accounting System Expenditure Data





# COMPETITIVENESS

## FY25 ON-CAMPUS TUITION AND CENTERS <sup>(1)</sup>

	BHSU	DSU	NSU	SDM	SDSU	USD
<b>UNDERGRADUATE - PER CREDIT HOUR</b>						
Resident (or South Dakota Advantage <sup>(3)</sup> , Child of Alumni <sup>(4)</sup> , Nonresident Indian University of North America at SDSU or USD)	\$253.85	\$253.85	\$253.85	\$260.55	\$259.10	\$259.10
Guard STA <sup>(9)</sup>	\$ 0.00	\$ 0.00	\$ 0.00	\$ 0.00	\$ 0.00	\$ 0.00
State Employee, ROTC, Teacher Certification	\$126.95	\$126.95	\$126.95	\$130.30	\$129.55	\$129.55
Over Sixty-Five	\$139.60	\$139.60	\$139.60	\$143.30	\$142.50	\$142.50
Remedial <sup>(7)</sup>	\$354.75	\$354.75	\$354.75	\$354.75	\$354.75	\$354.75
Active Duty Military Personnel, DoD Civilian	\$250.00	\$250.00	\$250.00	\$250.00	\$250.00	\$250.00
Western Undergraduate Exchange <sup>(2)</sup>	\$357.25	\$357.25	\$357.25	\$390.80	\$376.10	\$376.10
Nonresident	\$357.25	\$357.25	\$357.25	\$408.05	\$376.10	\$376.10
Minnesota Reciprocity <sup>(10)</sup>	\$324.85	\$292.87	\$322.15	\$284.75	\$312.25	\$307.80
<b>GRADUATE - PER CREDIT HOUR</b>						
Resident (or South Dakota Advantage <sup>(3)(13)</sup> , Child of Alumni <sup>(4)(12)</sup> , Western Regional Graduate Program <sup>(5)</sup> )	\$333.25	\$333.25	\$333.25	\$338.90	\$340.15	\$340.15
Guard STA	\$ 0.00	\$ 0.00	\$ 0.00	\$ 0.00	\$ 0.00	\$ 0.00
Active Duty Military Personnel, DoD Civilian	\$300.00	\$333.25	\$333.25	\$338.90	\$340.15	\$340.15
State Employee, Teacher Certification	\$166.65	\$166.65	\$166.65	\$169.45	\$170.10	\$170.10
Graduate Assistant	\$176.60	-	\$176.60	-	-	\$180.30
Over Sixty-Five	\$183.30	\$183.30	\$183.30	\$186.40	\$187.10	\$187.10
Nonresident	\$622.15	\$622.15	\$622.15	\$680.25	\$654.05	\$654.05
Nonresident Graduate Assistant	\$209.95	\$209.95	\$209.95	-	-	\$214.30
Minnesota Reciprocity <sup>(10)</sup>	\$572.00	\$569.60	\$569.30	\$560.65	\$559.40	\$554.95
<b>MANDATORY FEES <sup>(1)</sup></b>						
General Activity Fee - Credit Hour	\$38.25	\$40.65	\$40.95	\$49.60	\$50.85	\$55.30
Computer Lease Fee - Semester	-	\$398.75	-	\$431.25	-	-



PHARMACY & ALLIED HEALTH PROGRAMS <sup>(6)</sup> TUITION - SEMESTER		LAW SCHOOL TUITION - SEMESTER	
Resident	\$5,096.00	Resident	\$5,868.00
GR.UG STA	\$0.00	Graduate Assistant	\$3,109.55
Nonresident	\$10,903.00	Nonresident	\$15,638.00
MN Reciprocity <sup>(10)(11)</sup>	\$7,830.00	Nonresident w/LSAT +150	\$5,868.00
		Nonresident Grad Assistant	\$3,697.35
		MN Reciprocity <sup>(10)(11)</sup>	\$10,039.00
MEDICAL SCHOOL TUITION - ANNUAL		VETERINARY MEDICINE 2+2 PROGRAM TUITION - SEMESTER	
Resident & INMED Program	\$32,105.00	Resident (MN and SD)	\$9,439.00
Nonresident	\$76,935.00	Non-Resident	\$18,150.00
MN Reciprocity	\$41,492.00		

## FY25 OFF-CAMPUS TUITION <sup>(5)</sup>

	BHSU	DSU	NSU	SDM	SDSU	USD
UNDERGRADUATE - PER CREDIT HOUR						
Undergraduate	\$354.75	\$354.75	\$354.75	\$354.75	\$354.75	\$354.75
State Employee, Undergraduate Teacher Certification	\$227.85	\$227.85	\$227.85	\$224.45	\$225.20	\$225.20
Undergraduate Guard STA 100%	\$ 0.00	\$ 0.00	\$ 0.00	\$ 0.00	\$ 0.00	\$ 0.00
Undergraduate Qualified Veteran	\$100.90	\$100.90	\$100.90	\$94.20	\$95.65	\$95.65
UG Active Duty Military Personnel	\$250.00	\$250.00	\$250.00	\$250.00	\$250.00	\$250.00
Technical Institute Resident Undergraduate	\$294.60	\$294.60	\$294.60	\$294.60	\$294.60	\$294.60
Undergraduate or Technical Institute Guard STA (Lower Div)	\$0.00	\$0.00	\$0.00	\$0.00	\$0.00	\$0.00
Technical Institute Qualified Veteran (Lower Div)	\$40.75	\$40.75	\$40.75	\$34.10	\$35.50	\$35.50
Technical Institute - Nonresident Undergraduate	\$397.35	\$397.35	\$397.35	\$397.35	\$397.35	\$397.35
Great Plains IDEA (Undergraduate)	-	-	-	-	\$440.00	-
Dual Credit Courses <sup>(8)</sup>	\$152.54	\$152.54	\$152.54	\$152.54	\$152.54	\$152.54
Externally-Supported	\$40.00	\$40.00	\$40.00	\$40.00	\$40.00	\$40.00
GRADUATE - PER CREDIT HOUR						
Graduate	\$470.45	\$470.45	\$470.45	\$470.45	\$470.45	\$470.45
Graduate Teacher Certification Internet	\$303.85	\$303.85	\$303.85	\$301.00	\$300.35	\$300.35
Graduate Assistant Internet	\$313.80	-	\$313.80	-	-	\$310.60
Graduate Active Duty Military Personnel	\$300.00	\$470.45	\$470.45	\$470.45	\$470.45	\$470.45
Great Plains IDEA (Graduate)	-	-	-	-	\$610.00	-

Notes: All rates are effective beginning with the 2024 spring term.

**SD National Guard members may be eligible for a benefit of free in-state resident tuition after federal tuition benefits are applied, but the benefits in total may not exceed 100% of the tuition cost. The graduate benefit is limited to 32 credit hours. The undergraduate benefit is limited to 128 hours.**

**1.** The mandatory fees are added to the on-campus tuition cost for a total cost per credit hour. Special discipline fees may also apply to certain courses and are in addition to on-campus tuition and mandatory fees. **2.** States participating in the Western Undergraduate Exchange program: Alaska, Arizona, California, Colorado, Hawaii, Idaho, Montana, Nevada, New Mexico, North Dakota, Oregon, Utah, Washington, and Wyoming. The SDSM&T rate is available only to new freshman and first-time transfers starting the summer of 2016. **3.** The South Dakota Advantage Program, starting summer 2019, is for new and transfers from Colorado, Illinois, Iowa, Montana, Nebraska, North Dakota, Wisconsin and Wyoming. Effective summer of 2024, this has been extended to Kansas, Missouri, and Minnesota. **4.** Starting summer 2015, participation in the program is limited to new freshmen or first-time transfers attending the same university from which one of their parents or legal guardian received a degree. Eligibility criteria apply and differ between institutions. **5.** The Western Regional Graduate Program (WRGP) allows master's, graduate certificate, and Ph.D. students who are residents of the WICHE member states to enroll in high-quality programs at 60 public institutions outside of their home state and pay resident tuition. For a list of South Dakota's programs offered through WRGP, please visit this site: [wrgp.wiche.edu](http://wrgp.wiche.edu). **6.** Allied Health includes Nursing, Dental Hygiene, Occupational Therapy, Physician Assistant Studies, Physical Therapy, and MS Human Biology. **7.** These rates are the total per credit hour cost. No additional fees will be assessed. **8.** Offered to qualified public high school students participating in dual credit courses taken in person or at the University Centers. \$101.70 of the rate is provided by the SD Department of Education and applied towards the student's account. **9.** USDSF and BHRC center tuition rates for USD and BHSU sections only. Mandatory delivery fees are added to the Center tuition costs. Discipline fees may also apply to certain courses and are in addition to on-campus tuition and mandatory fees. **10.** Minnesota students enrolled in SDBOR institutions during the 2023-2024 academic year will continue to receive the equivalent of the Minnesota Reciprocity rate. First time Minnesota students in 2024 will receive the Dakota Advantage rate. **11.** The South Dakota Advantage graduate tuition program excludes certain USD and SDSU professional graduate programs that have unique/higher non-resident tuition rates and to which class caps exists. USD's MD, Law, Occupational Therapy, Physical Therapy and Physician Assistant programs and SDSU's Pharmacy and Veterinary Science programs are excluded from the SD Advantage graduate tuition program. New Minnesota students entering these programs will receive the equivalent of the Minnesota reciprocity rate. **12.** Effective Summer 2023, Children of Alumni rates are expanded to graduate students that are the child of an alumni and received an undergraduate degree from a South Dakota Board of Regents institution. **13.** Effective Summer 2023, Dakota Advantage rates are expanded to graduate students that received an undergraduate degree from a South Dakota Board of Regents institution. **14.** Great Plains IDEA rates for Summer 2024 will remain at \$435 per credit hour for Undergraduate and \$600 per credit hour for Graduate. New rates will begin in Fall of 2024.

# TUITION AND FEES SCHEDULE

	BHSU	DSU	NSU	SDM	SDSU	USD
<b>Fees for Services</b>						
Application Fee - Undergraduate	\$20.00	\$20.00	\$20.00	\$20.00	\$20.00	\$20.00
Application Fee - Graduate	\$35.00	\$35.00	\$35.00	\$35.00	\$35.00	\$35.00
Transcript	\$9.00	\$9.00	\$9.00	\$9.00	\$9.00	\$9.00
Institutional Challenge by Exam - Course	\$91.00	\$91.00	\$91.00	\$91.00	\$91.00	\$91.00
International Student Fee - Fall & Spring	\$150.00	\$150.00	\$150.00	\$150.00	\$150.00	\$150.00
<b>Testing Fees</b>						
Placement Testing	\$20.00	\$20.00	\$20.00	\$20.00	\$20.00	\$20.00
Nursing Assessment (BSN) - Semester	-	-	-	-	\$53.50	\$198.00
<b>Discipline Fees - Credit Hour</b>						
Atmospheric & Environmental Science	-	-	-	\$84.80	-	-
Biology/Microbiology/Anatomy	\$21.20	\$21.20	\$21.20	\$42.35	\$42.35	\$42.35
Biochemistry/Biomedical Engineering/Physiology/Sustainability	-	-	-	-	-	\$42.35
Chemistry	\$21.20	\$21.20	\$21.20	\$84.80	\$51.50	\$51.50
Geology/Nanoscience/Paleontology	\$21.20	-	-	\$84.80	-	-
Physics	\$21.20	\$21.20	\$21.20	\$84.80	\$84.80	\$84.80
Other Sciences <sup>(1)</sup>	-	-	-	\$21.20	\$21.20	\$21.20
Computer Science	\$47.70	\$70.55	\$47.70	\$70.55	\$70.55	\$70.55
Engineering	-	-	-	\$84.80	\$84.80	-
Mathematics/Statistics	\$15.90	\$15.90	\$15.90	\$42.35	\$42.35	\$42.35
Allied Health Undergraduate <sup>(2)</sup>	-	-	-	-	\$103.50	\$103.50
Allied Health Graduate <sup>(2)</sup>	-	-	-	-	\$227.60	\$103.50
Counselor Ed./Counselor HR Development	-	-	\$26.35	-	\$26.35	\$26.35
Health and Wellness	\$16.30	-	-	-	\$21.30	\$21.30
Exercise Science	\$21.10	-	-	-	-	-
Fine Arts	\$15.90	\$15.90	\$15.90	\$15.90	\$26.35	\$26.35
Business Undergraduate	\$30.35	\$30.35	\$30.35	-	\$30.35	\$30.35
Business Graduate	\$54.50	\$54.50	\$54.50	-	\$54.50	\$54.50
NSCI Neurosciences	-	-	-	-	-	\$43.20
<b>Program Specific Fees</b>						
E-Learning - Per Credit Hour	-	-	\$21.20	-	-	-
NSU Exchange Program Fee - Per Credit Hour	-	-	\$116.90	-	-	-
Architecture - Per Credit Hour	-	-	-	-	\$467.25	-
Animal Science - Per Credit Hour	-	-	-	-	\$64.55	-
Aviation - Per Credit Hour	-	-	-	-	\$42.10	-
Dairy Science/Food Science - Per Credit Hour	-	-	-	-	\$82.45	-
Dietetics Internship - Per Credit Hour	-	-	-	-	\$530	-
Medical Laboratory Science, On Campus - Per Credit Hour	-	-	-	-	\$133.40	-
Medical Laboratory Science, Off Campus - Per Credit Hour	-	-	-	-	\$139.36	-
Medical Laboratory Science - Per Semester	-	-	-	-	-	\$1,618.65
Nutrition - Per Credit Hour	-	-	-	-	\$29.70	-
Interior Design /Landscape Design - Per Credit Hour	-	-	-	-	\$29.70	-
Pharmacy, Pharmacy PhD - Per Credit Hour	-	-	-	-	\$209.45	-
PharmD - Per Credit Hour	-	-	-	-	\$251.35	-
Pharmacy - Per Semester	-	-	-	-	\$4,245.20	-
Range Science - Per Credit Hour	-	-	-	-	\$47.00	-
Respiratory Care - Per Credit Hour	-	-	-	-	\$53.00	-
Veterinary Science - Per Credit Hour	-	-	-	-	\$64.55	-
Veterinary Medicine 2+2 Resident - Per Semester	-	-	-	-	\$5,540.00	-
Veterinary Medicine 2+2 Non-Resident - Per Semester	-	-	-	-	\$9,789.00	-



	BHSU	DSU	NSU	SDM	SDSU	USD
<b>Program Specific Fees Cont.</b>						
Communication Disorders - Per Credit Hour	-	-	-	-	-	\$103.50
CRNA Program Fee - Per Semester	-	-	-	-	-	\$3,500.00
Law - Per Semester	-	-	-	-	-	\$1,644.00
Psychology (Graduate) - Per Credit Hour	-	-	-	-	-	\$26.35
<b>Professional Education Majors</b>						
Soph/Junior Field Experience - Semester	\$176.00	\$176.00	\$176.00	-	\$176.00	\$176.00
Senior Field Experience - Semester	\$352.00	\$352.00	\$352.00	-	\$352.00	\$352.00
Master's Level Internship - One Time	\$176.00	\$176.00	\$176.00	-	\$176.00	\$176.00
Specialist Level Intern - One Time	-	-	-	-	-	\$357.00
Doctoral Level Intern - One Time	-	-	-	-	-	\$535.00
<b>Off-Campus Delivery Fee</b>						
Nursing, Allied Health, & School of Medicine - Per Credit Hour	-	-	-	-	\$46.05	\$46.05
Center Delivery Fee - Per Credit Hour	\$31.85	-	-	-	\$31.85	\$46.05
Masters of Public Health - Per Credit Hour	-	-	-	-	\$145.40	\$145.40
Masters of Social Work - Per Credit Hour	-	-	-	-	-	\$46.05
pMBA (Sioux Falls) - Per Credit Hour	-	-	-	-	-	\$386.05
Non-Resident Online Computer Science, Cyber Operations, & Network & Security Admin. - Per Credit Hour	-	\$110.15	-	-	-	-
Non-Resident Online Masters In Engineering - Per Credit Hour	-	-	-	\$178.85	-	-

1. Other Sciences: SDSU: Ag & Biological Sciences, Botany, Horticulture, Interdisciplinary, Natural Resource Management, Plant, Wildlife and Fisheries, Geography; SDM: Geography; USD: Earth Science, Meteorology. 2. Allied Health includes Nursing, Dental Hygiene, Occupational Therapy, Physician Assistant Studies, Physical Therapy, and HSC Paramedic Specialization.



### BLACK HILLS STATE UNIVERSITY

Parking Registration		Residence Hall Rates - Semester	
Automobile - Annual	\$97.00	Single (Heidepriem, Thomas, Humbert)	\$2,692.00
Automobile - Annual - University Centers	\$35.00	Single (Wenona Cook Small)	\$2,071.00
Motorcycle - Annual	\$13.00	Single (Wenona Cook Large)	\$2,587.00
		Single (Bordeaux)	\$4,171.00
Meal Plan Rates		Double (Heidepriem, Thomas, Humbert)	\$2,061.00
Yellow Jacket	\$1,897.00	Double (Bordeaux)	\$2,945.00
Swarm 180	\$2,125.00	Double (Wenona Cook)	\$1,948.00
Suite Deal	\$1,026.00	Double Room/Single Occupancy (Heidepriem, Thomas, Humbert)	\$3,014.00
20 Block	\$198.00	Double Room/Single Occupancy (Wenona Cook)	\$2,898.00
40 Block	\$348.00	Double Room/Single Occupancy (Bordeaux)	\$4,209.00
		Single (Apartments)	\$3,495.00
		Double (Apartments)	\$2,670.00
		Double Room/Single Occupancy (Apartments)	\$3,920.00
		Family - Two Bedroom Apartment (Monthly)	\$890.00
		Summer Double Occupancy (Weekly)	\$133.00
		Summer Single Occupancy (Weekly)	\$198.00

**DAKOTA STATE UNIVERSITY**

Parking Registration		Residence Hall Rates - Semester	
Automobile - Annual	\$76.00	Double Occupancy	\$ 2,373.00
Restricted - Annual	\$153.00	Single Occupancy	\$2,972.00
Meal Plan Rates		8 Plex Apartments - Double	\$ 2,872.00
Big Blue	\$2,160.00	8 Plex Apartments - Single	\$ 3,245.00
Trojan Basic	\$1,526.00	Courtyard - Double	\$ 2,503.00
Dakota 225	\$2,067.00	Courtyard - Single	\$ 3,101.00
Dakota 145	\$1,757.00	Courtyard Suite - Double	\$ 2,790.00
Trojan Upper Class	\$1,120.00	Courtyard Suite - Single	\$ 3,147.00
Little Blue - Apartment	\$402.00	Residence Village - 4-Bedroom Suite	\$ 3,218.00
Commuter	\$402.00	Residence Village - 6-Bedroom Apartment	\$ 3,448.00
Resident Assistant Plan	\$1,757.00	Summer Double Occupancy (Weekly)	\$104.00
Apartment Managers Plan	\$1,120.00	Summer Single Occupancy (Weekly)	\$128.00
Resident Director Plan	\$1,689.00		

**NORTHERN STATE UNIVERSITY**

Parking Registration		Residence Hall Rates - Semester	
Automobile - Annual	\$81.00	Great Plains East, Double Occupancy	\$2,687.00
Restricted - Annual	\$81.00	Kramer Hall, Double Occupancy Semi-Suite	\$2,768.00
Annual - Faculty, Staff, Commuters and Residents of McArthur-Welsh, Kramer, Great Plains East	\$135.00	Kramer Hall, Double Occupancy Suite	\$2,909.00
Meal Plan Rates		Kramer Hall, Single Occupancy	\$3,620.00
Wolf Pack 300	\$2,257.00	McArthur/Welsh Hall, Single Occupancy	\$2,752.00
Wolf Pack 100	\$2,097.00	McArthur/Welsh Hall, Single Occupancy (Air Conditioned)	\$2,805.00
Wolf Weekly	\$1,951.00	Great Plains West, 4-Person/2-Bedroom Semi-Suite	\$3,007.00
Wolf Maroon	\$988.00	Great Plains West, 4-Person/2-Bedroom Suite	\$3,386.00
Wolf All Flex	\$1,599.00	Great Plains West, 2-Person/2-Bedroom Semi-Suite	\$3,269.00
Commuter Gold	\$435.00	Great Plains West, 4-Person/4-Bedroom Suite	\$3,445.00
		Wolves Memorial Suites, 4-Person/2-Bedroom Semi-Suite	\$3,031.00
		Wolves Memorial Suites, 4-Person/2-Bedroom Suite	\$3,388.00
		Wolves Memorial Suites, 2-Person/1-Bedroom Suite	\$3,506.00
		Summer Double Occupancy (Weekly)	\$123.00
		Summer Single Occupancy (Weekly)	\$137.00
		Summer Single Occupancy (Weekly, Air Conditioned)	\$175.00
		Summer Double Occupancy - Suite (Weekly)	\$166.00
		Summer Single Occupancy - Suite (Weekly)	\$187.00

**SOUTH DAKOTA MINES**

Parking Registration		Residence Hall Rates - Semester	
Automobile - Annual	\$127.00	Single Occupancy	\$2,604.00
Annual Secondary Vehicle	\$19.00	Double or Triple Occupancy	\$2,179.00
Motorcycle - Annual	\$39.00	Double - Single Occupancy	\$3,075.00
Resident Reserved, Rocker Square and Placer Lots - Annual	\$185.00	Quad	\$2,438.00
Commuter - Annual	\$127.00	Study Quad	\$2,617.00
Meal Plan Rates		Placer Double Suite	\$2,812.00
Gold Rush	\$2,161.00	Placer Single Suite	\$3,232.00
Hardrocker 160 / Hardrocker 125	\$1,914.00	Rocker Square I Apartments	\$3,806.00
Hardrocker 75	\$1,105.00	Rocker Square II Apartments	\$3,671.00
Hardrocker Flex	\$1,216.00	Summer Rocker Square I (Weekly)	\$231.00
Rocker Square Flex	\$573.00		
Commuter Block 50	\$508.00		
Commuter Block 25	\$263.00		



SOUTH DAKOTA STATE UNIVERSITY			
Parking Registration		Residence Hall Rates - Semester	
Motorcycle - Annual	\$36.00	Single - Hansen	\$2,965.00
Resident / Commuter- Academic Year	\$161.00	Single – Abbott Caldwell, Spencer, Thorne	\$4,003.00
Economy Commuter - Academic Year	\$50.00	Single – Ben Reifel, Hyde, Honors, Schultz	\$3,965.00
Resident - Annual	\$197.00	Single – Binnewies, Pierson, Young	\$3,029.00
Commuter - Summer	\$36.00	Single – Brown, Bordeaux, Courtyard	\$3,411.00
Resident - Summer	\$36.00	Single – Mathews	\$3,240.00
Reserved - Academic Year	\$297.00	Designed Single – Abbott, Spencer, Thorne	\$3,447.00
		Double - Hansen	\$2,061.00
		Double – Abbott, Caldwell, Spencer, Thorne	\$3,203.00
		Double – Ben Reifel, Hyde, Honors, Schultz	\$3,357.00
		Double – Binnewies, Pierson, Young	\$2,271.00
		Double – Brown, Bordeaux, Courtyard	\$2,657.00
		Double – Mathews	\$2,427.00
		Double - Waneta	\$2,061.00
		Triple – Ben Reifel	\$2,760.00
		Meadows North & Meadows South	\$3,203.00
		Apartment - Skylight/Huggins (Monthly)	\$508.00
		Skylight 1.5 Bedroom/Month	\$672.00
		Garden Square 2 Bedroom/Month	\$520.00
		Garden Square 3 Bedroom/Month	\$563.00
		Southeast 1 Bedroom/Month	\$988.00
		Southeast 2 Bedroom/Month	\$762.00
		Southeast 3 Bedroom/Month	\$670.00
		Southeast 4 Bedroom/Month	\$615.00
		Southeast Town House/Month	\$680.00
		Thornbers Studios/Month - 1303 7th St.	\$400.00
		Thornbers Studios/Month - 1311 7th St.   Sundal Studio/Month	\$432.00
		Thornbers Studios/Month - 710 13th Ave.	\$229.00
		Sundal 1 Bedroom/Month	\$508.00
		Sundal 2 Bedroom/Month	\$728.00
		Summer Double Occupancy- Weekly	\$87.00
		Summer Single Occupancy - Weekly	\$114.00
		Summer Apartment - Weekly	\$169.00

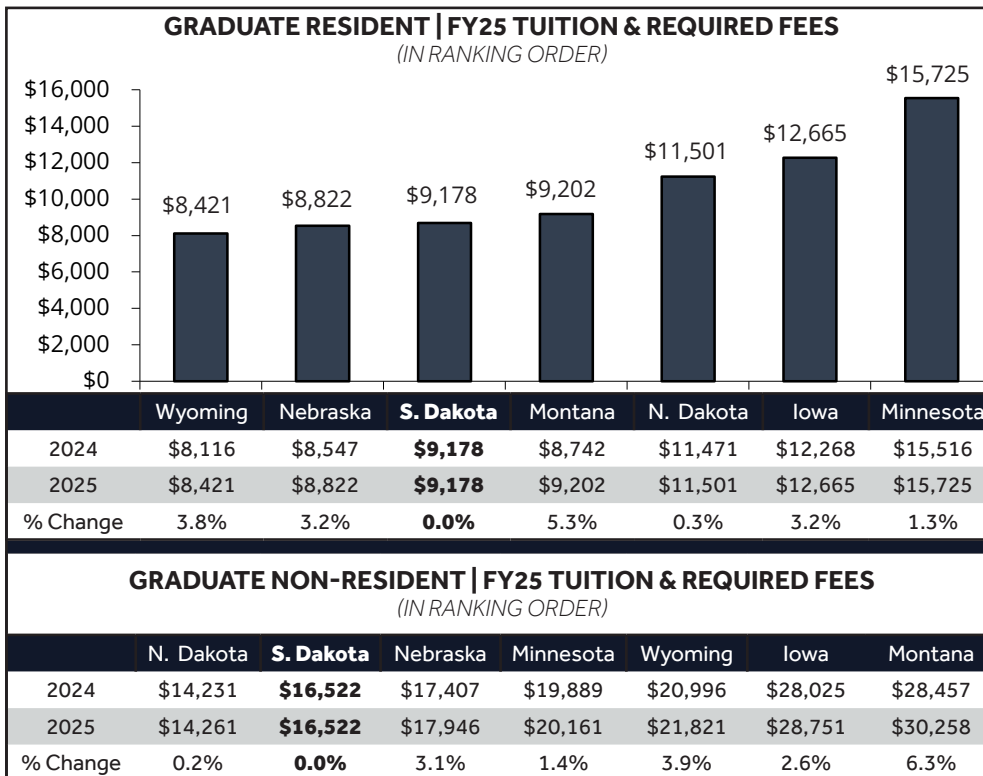
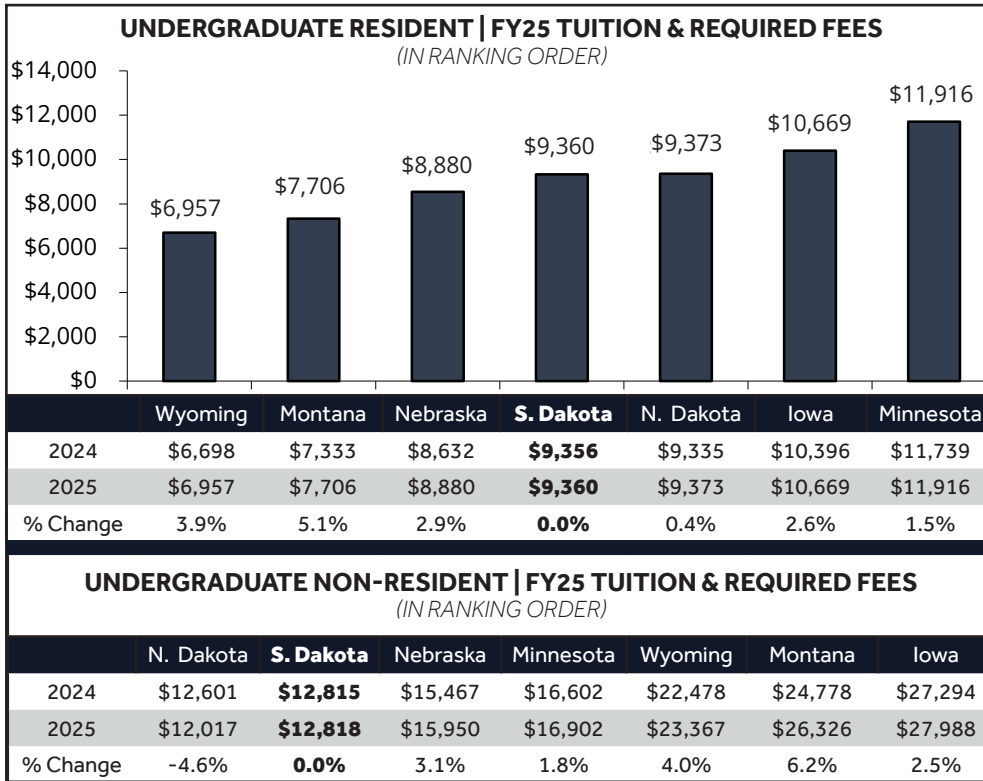
**UNIVERSITY OF SOUTH DAKOTA**

Parking Registration		Residence Hall Rates - Semester	
Automobile - Annual	\$170.00	Single Occupancy	\$2,977.00
Automobile - Annual - University Centers	\$34.00	Double Occupancy	\$2,445.00
		Triple Occupancy	\$2,098.00
		Double Room/Single Occupancy	\$3,179.00
		Triple Room/Double Occupancy	\$2,728.00
		McFadden Apartment 2BD	\$4,367.00
		McFadden Apartment 4BD	\$3,616.00
		Coyote Village Apartment 2BD	\$4,531.00
		Coyote Village Apartment 4BD	\$3,753.00
		Single 2 BD (Coyote Village Super Suite)	\$4,255.00
		Single 4 BD (Coyote Village Super Suite)	\$3,545.00
		Summer Double Occupancy (Weekly)	\$128.00
		Summer Single Occupancy (Weekly)	\$158.00
		Summer - Single	\$1,502.00
		Summer - Coyote Village Super Suite 2 Bedroom	\$852.00
		Summer - Coyote Village Super Suite 4 Bedroom	\$710.00
		Summer - Coyote Village Apartment 2 Bedroom	\$906.00
		Summer - Coyote Village Apartment 4 Bedroom	\$750.00

# REGIONAL COMPARISON

## SYSTEM AVERAGE COST AND RANK OF PUBLIC INSTITUTIONS

All amounts are based on 30 credit hours for an undergraduate and 24 credit hours for a graduate student.



## SOUTH DAKOTA ADVANTAGE

The South Dakota Advantage Program offers in-state tuition to all residents of South Dakota's neighboring states.

- Colorado
- Illinois
- Iowa
- Kansas
- Minnesota
- Missouri
- Montana
- Nebraska
- North Dakota
- Wisconsin
- Wyoming

Offering competitive tuition rates to students in neighboring states has proven successful for BOR universities. By expanding the South Dakota Advantage rate, the system has seen enrollment growth that has exceeded expectations and generated additional tuition revenues.

**NEW FIRST TIME UNDERGRADUATES FROM SOUTH DAKOTA ADVANTAGE STATES**

\*Enrollment Prior South Dakota Advantage: 1,907 students

**Current Enrollment: 2,058 students**

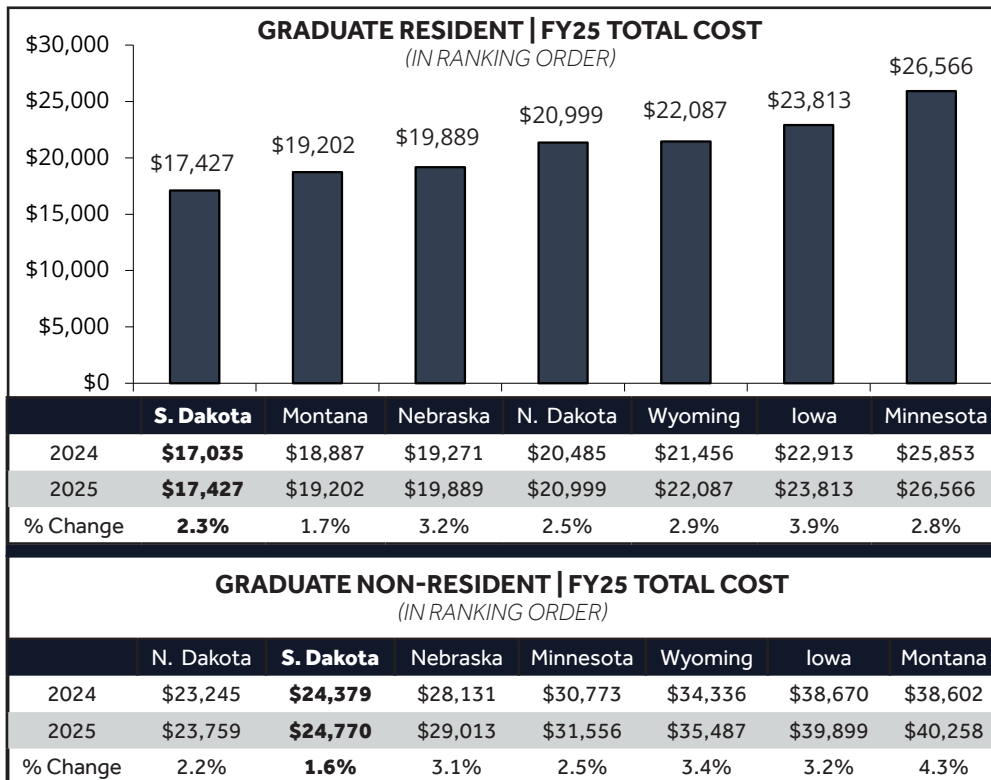
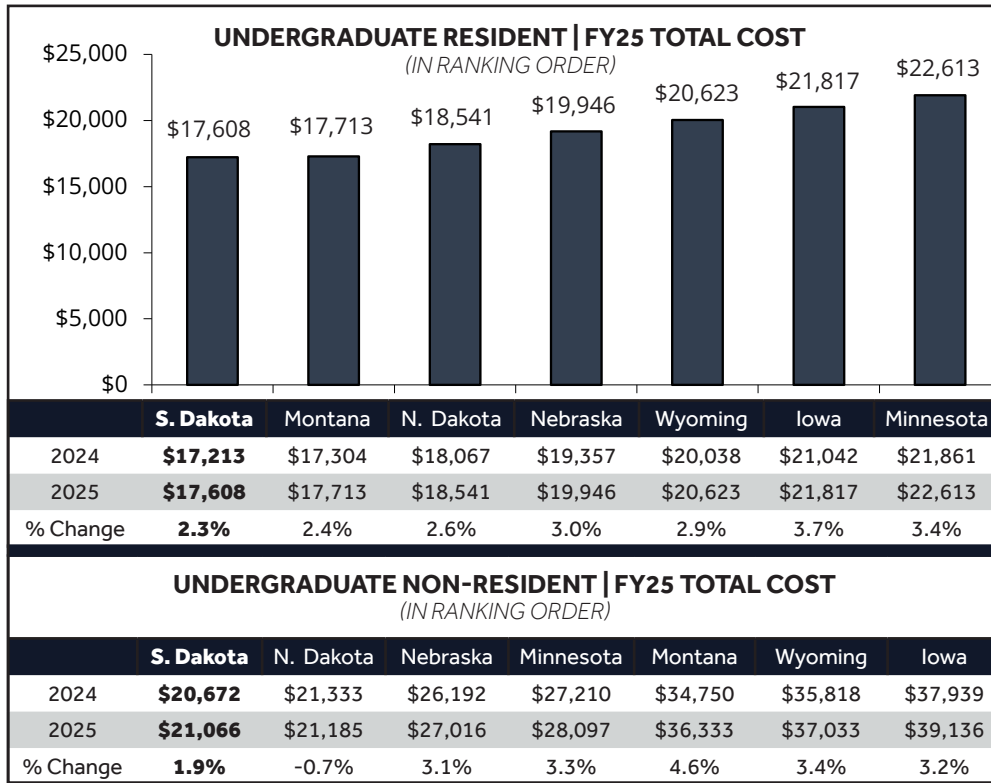
**8% INCREASE**

\*Student counts are from the year before the state's entry into the South Dakota Advantage program, Fall Term 2018, 2022, or 2023.

# REGIONAL COMPARISON

## SYSTEM AVERAGE COST AND RANK OF PUBLIC INSTITUTIONS

Total Cost includes tuition and required fees plus room and board.



Source: Fall 2024 and Fall 2023 Tuition Data Collection







## FACULTY PROFILE BY UNIVERSITY | FY25

Information includes all permanent and temporary benefit eligible faculty employees greater than or equal to 0.5 FTE.

	BHSU		DSU		NSU		SDM		SDSU		USD		SYSTEM	
Rank	#	% of Total	#	% of Total	#	% of Total	#	% of Total	#	% of Total	#	% of Total	#	% of Total
Instructor	22	22.0%	28	24.1%	16	19.3%	33	21.0%	166	30.2%	123	30.6%	388	27.7%
Assistant Professor	25	25.0%	36	32.1%	28	33.7%	49	31.2%	146	26.5%	91	22.5%	375	26.7%
Associate Professor	20	20.0%	32	28.6%	15	18.1%	33	21.0%	110	20.0%	89	22.0%	299	21.2%
Professor	33	33.0%	16	15.2%	24	28.9%	42	26.8%	128	23.3%	102	25.2%	345	24.5%
	BHSU		DSU		NSU		SDM		SDSU		USD		SYSTEM	
HIGHEST DEGREE ATTAINED	#	% of Total	#	% of Total	#	% of Total	#	% of Total	#	% of Total	#	% of Total	#	% of Total
Other Accredited	1	1.0%	1	0.9%	0	0.0%	0	0.0%	6	1.1%	8	2.0%	16	1.1%
Master	28	28.0%	39	34.8%	18	21.7%	20	12.7%	146	26.6%	137	34.1%	388	27.6%
Doctor	71	71.0%	72	64.3%	65	78.3%	137	87.3%	398	72.4%	260	63.9%	1,003	71.1%
	BHSU		DSU		NSU		SDM		SDSU		USD		SYSTEM	
TERMINAL DEGREE	#	% of Total	#	% of Total	#	% of Total	#	% of Total	#	% of Total	#	% of Total	#	% of Total
Non-Terminal Degree	21	21.0%	32	28.6%	13	15.7%	26	16.6%	133	24.2%	107	26.4%	332	23.6%
Terminal Degree	79	79.0%	80	71.4%	70	84.3%	131	83.4%	417	75.8%	298	73.4%	1,075	76.4%
	BHSU		DSU		NSU		SDM		SDSU		USD		SYSTEM	
TENURED	#	% of Total	#	% of Total	#	% of Total	#	% of Total	#	% of Total	#	% of Total	#	% of Total
Non-Tenured	48	48.0%	70	62.5%	44	51.8%	89	56.7%	343	62.4%	255	63.0%	849	60.3%
Tenured	52	52.0%	42	37.5%	39	48.2%	68	43.3%	207	37.6%	150	37.0%	558	39.7%

## FACULTY AVERAGE SALARIES | FY25

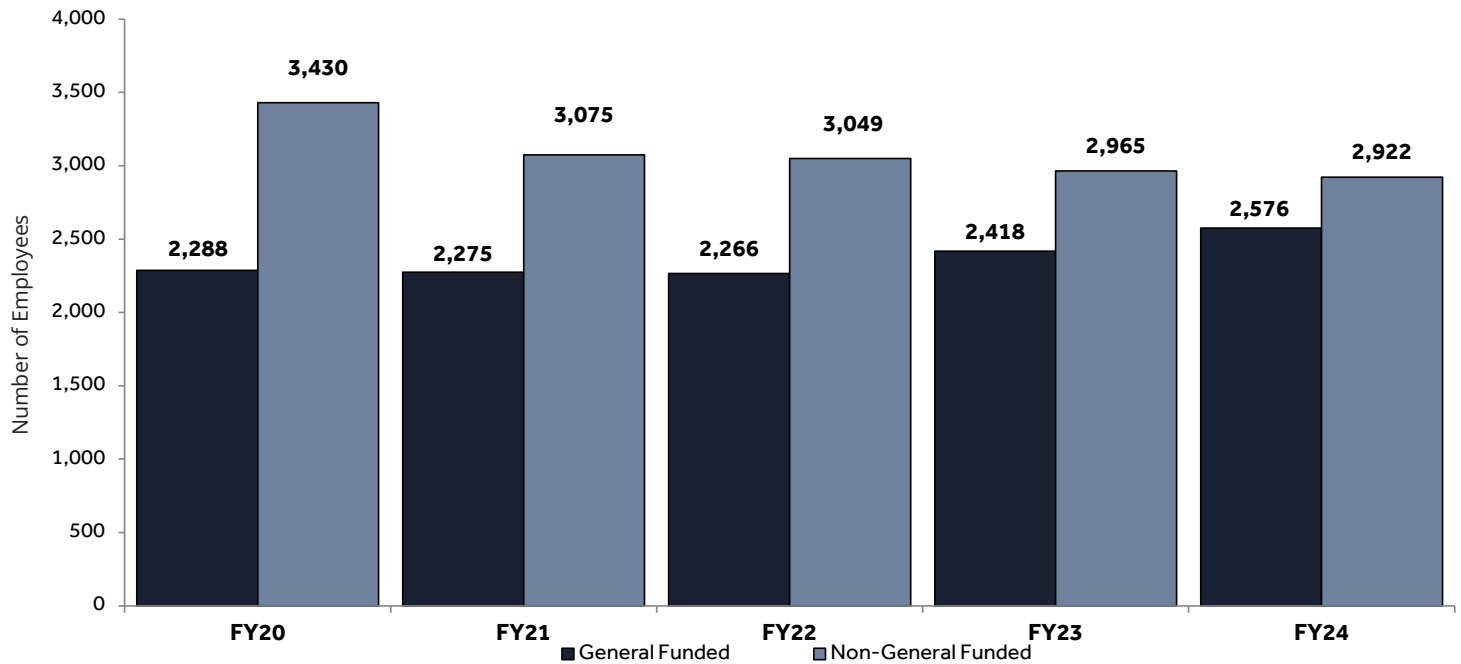
Figures represent a nine-month contract

	PROFESSOR	ASSOCIATE PROFESSOR	ASSISTANT PROFESSOR	INSTRUCTOR
BHSU	\$95,453.00	\$75,600.00	\$70,524.00	\$55,928.00
DSU	\$126,830.00	\$103,953.00	\$79,380.00	\$64,288.00
NSU	\$99,261.00	\$84,541.00	\$72,151.00	\$59,225.00
SDM	\$136,783.00	\$109,026.00	\$85,519.00	\$72,819.00
SDSU	\$123,394.00	\$102,748.00	\$88,303.00	\$71,072.00
USD	\$118,692.00	\$94,386.00	\$81,671.00	\$65,860.00
SANFORD SOM	\$136,196.00	\$111,577.00	\$87,321.00	\$77,373.00
SYSTEM AVERAGE	\$120,139.00	\$99,227.00	\$83,413.00	\$69,162.00

Source: BOR Human Resource Information System as of November 2024.

## BOR EMPLOYEE UTILIZATION BY FUND SOURCE | FY20 - FY24

Information includes all employees including student workers and graduate assistantships.



## STUDENT-FACULTY RATIO

This table is based on Faculty and Graduate Assistant FTE utilized for instruction. The table does not include Faculty and Student FTE's from the NSU's E-Learning Center, Sanford School of Medicine, Cooperative Extension Services, Agriculture Experiment Station or ADRDL faculty FTE.

	BHSU	DSU	NSU	SDM	SDSU	USD	TOTAL
FY20	19.2	19.2	15.9	12.7	18.9	22.7	18.8
FY21	19.2	18.6	19.5	12.3	19.6	21.6	19.1
FY22	20.0	19.2	18.6	12.8	20.1	21.3	19.3
FY23	20.5	21.0	18.8	13.8	21.2	20.9	20.0
FY24	20.6	23.8	20.2	13.4	20.4	21.7	20.2

Source: FY24 FTE Utilization Report and Higher Education Enrollment Reports.

## STUDENT EMPLOYMENT

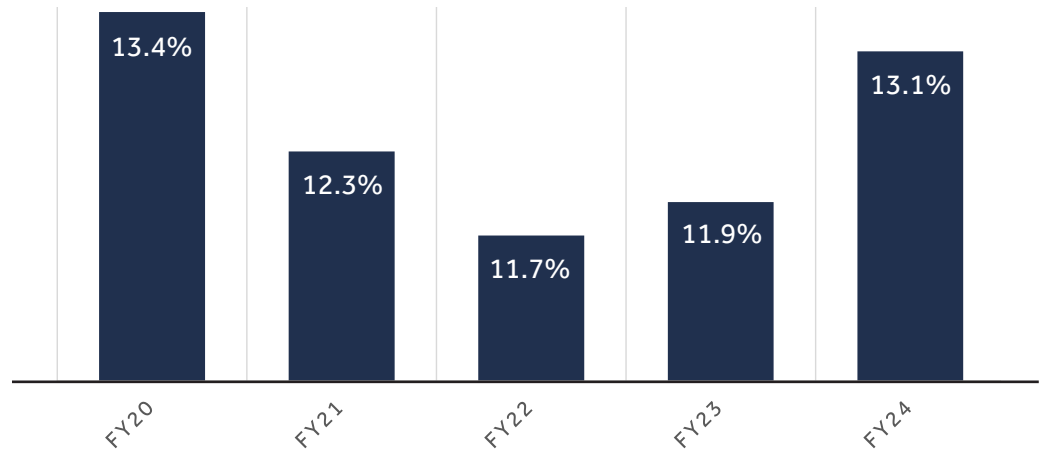
This is a count of total federal work-study, student positions and graduate assistant positions and could include duplication of individuals holding more than one job.

	FEDERAL WORK-STUDY	STUDENT EMPLOYMENT	GRADUATE ASSISTANTS	TOTALS
BHSU	116	259	17	392
DSU	70	293	43	406
NSU	142	193	36	371
SDM	116	420	204	740
SDSU	124	1,601	580	2,305
USD	324	926	427	1,677
TOTALS	880	3,699	1,312	5,891

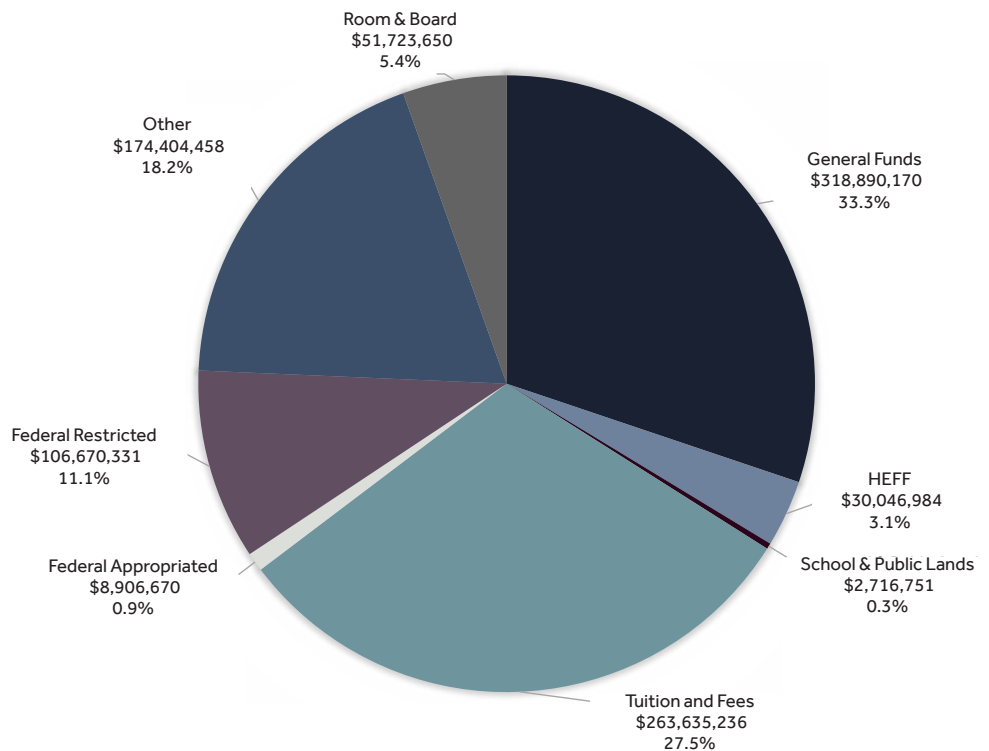


# FINANCIAL HEALTH

**BOARD OF REGENTS  
PERCENT OF STATE  
GENERAL FUND  
EXPENDITURES**



**BOARD OF REGENTS  
BUDGET BY FUND SOURCE  
FISCAL YEAR 2025  
\$956,994,250**





# ALL FUNDS OPERATING BUDGETS

	General Funds	HEFF	School & Public Lands	Tuition	Federal Funds	Other	Room & Board	Student Fees	All Funds
<b>BHSU</b>	\$16,565,613	\$31,161	\$173,360	\$16,687,412	\$5,235,419	\$5,842,483	\$3,519,761	\$1,913,851	\$49,969,060
FTE	173.6	0.0	0.0	104.9	20.5	29.9	3.1	4.5	336.5
<b>DSU</b>	\$15,704,139	\$22,362	\$173,360	\$18,785,467	\$5,180,790	\$16,750,823	\$5,285,503	\$3,656,445	\$65,558,889
FTE	153.6	0.0	0.0	113.2	1.3	51.6	12.4	12.7	344.8
<b>NSU</b>	\$17,495,557	\$36,293	\$307,000	\$13,652,334	\$2,345,155	\$7,356,122	\$3,432,626	\$1,147,558	\$45,772,645
FTE	181.1	0.0	0.0	69.1	11.4	43.6	13.2	2.8	321.1
NSU Center for Statewide E-Learning	\$4,142,392	\$0	\$0	\$0	\$0	\$0	\$0	\$0	\$4,142,392
FTE	39.9	0.0	0.0	0.0	0.0	0.0	0.0	0.0	39.9
<b>SDM</b>	\$25,439,497	\$34,093	\$206,022	\$17,437,701	\$15,293,055	\$13,283,371	\$6,722,051	\$6,745,698	\$85,161,488
FTE	215.4	0.0	0.0	127.5	34.6	35.3	5.2	30.4	448.4
<b>SDSU</b>	\$69,501,695	\$131,975	\$848,451	\$72,333,046	\$24,298,442	\$43,504,987	\$20,599,005	\$32,048,997	\$263,266,598
FTE	658.7	0.0	5.5	422.5	36.0	183.5	58.0	153.0	1,517.3
SDSU Extension	\$10,860,060	\$0	\$0	\$0	\$7,379,892	\$2,885,199	\$0	\$0	\$21,125,151
FTE	114.0	0.0	0.0	0.0	48.3	18.1	0.0	0.0	180.4
Ag Experiment Station	\$15,661,647	\$0	\$400,000	\$0	\$22,395,656	\$19,045,124	\$0	\$0	\$57,502,427
FTE	136.0	0.0	0.0	0.0	50.2	58.1	0.0	0.0	244.3
ADRDL	\$2,250,674	\$0	\$0	\$0	\$569,540	\$6,212,119	\$0	\$0	\$9,032,333
FTE	16.3	0.0	0.0	0.0	0.0	28.2	0.0	0.0	44.4
<b>USD</b>	\$52,946,607	\$87,983	\$236,041	\$48,703,108	\$13,369,287	\$31,235,620	\$12,164,705	\$10,705,604	\$169,448,954
FTE	488.4	0.0	0.0	312.6	75.4	122.4	15.8	60.3	1074.9
SSOM	\$31,520,482	\$0	\$0	\$12,424,206	\$13,281,341	\$10,439,536	\$0	\$3,864,110	\$71,529,675
FTE	199.4	0.0	0.0	36.5	62.9	41.1	0.0	15.0	355.0
Law School	\$2,658,352	\$0	\$0	\$2,837,688	\$90,483	\$332,458	\$0	\$692,012	\$6,610,993
FTE	20.3	0.0	0.0	11.9	0.8	0.0	0.0	1.4	34.3
<b>SDSD</b>	\$3,084,719	\$0	\$277,382	\$0	\$0	\$191,241	\$0	\$0	\$3,553,342
FTE	26.0	0.0	0.0	0.0	0.0	0.0	0.0	0.0	26.0
<b>SDSBVI</b>	\$3,937,143	\$0	\$95,135	\$0	\$92,727	\$314,463	\$0	\$0	\$4,439,468
FTE	44.8	0.0	0.0	0.0	0.8	0.0	0.0	0.0	45.6
<b>REGENTS CENTRAL OFFICE</b>									
Executive Director	\$5,245,846	\$0	\$0	\$0	\$0	\$886,961	\$0	\$0	\$6,132,807
FTE	24.6	0.0	0.0	0.0	0.0	3.1	0.0	0.0	27.7
System Support*	\$41,875,747	\$29,703,117	\$0	\$0	\$6,045,214	\$16,123,950	\$0	\$0	\$93,748,028
FTE	18.0	0.0	0.0	0.0	3.0	17.8	0.0	0.0	38.8
<b>SYSTEM TOTAL</b>	<b>\$318,890,170</b>	<b>\$30,046,984</b>	<b>\$2,716,751</b>	<b>\$202,860,962</b>	<b>\$115,577,001</b>	<b>\$174,404,458</b>	<b>\$51,723,650</b>	<b>\$60,774,274</b>	<b>\$956,994,250</b>
<b>FTE</b>	<b>2,510.1</b>	<b>0.0</b>	<b>5.5</b>	<b>1,198.2</b>	<b>345.1</b>	<b>632.8</b>	<b>107.6</b>	<b>280.1</b>	<b>5,079.4</b>

\*System Support includes: Regent Information Systems, System Issues (bonded indebtedness and leases, utilities, Executive Director's system initiatives, maintenance and repair, library initiative, system research initiative grants, and system scholarships), Enrollment Services Center, Electronic University Consortium, and South Dakota Library Network.

Source: FY25 Operating Budgets

# OPERATING BUDGETS BY PROGRAM

## ALL FUNDS

	Instruction	Research	Public Service	Academic Support	Student Services	Institutional Support
<b>BHSU</b>	\$13,781,949	\$4,445,249	\$1,519,083	\$4,225,945	\$6,921,445	\$7,672,734
FTE	115.6	12.9	13.0	25.7	60.7	45.0
<b>DSU</b>	\$18,744,496	\$7,742,834	\$4,092,534	\$5,436,068	\$10,125,864	\$8,143,153
FTE	106.2	21.3	11.0	36.3	61.3	56.2
<b>NSU</b>	\$18,039,771	\$154,083	\$1,578,767	\$4,223,993	\$7,808,569	\$5,255,773
FTE	126.3	0.0	11.0	30.2	64.3	35.7
NSU Center for Statewide E-Learning	\$4,142,392	\$0	\$0	\$0	\$0	\$0
FTE	39.9	0.0	0.0	0.0	0.0	0.0
<b>SDM</b>	\$27,438,390	\$19,033,572	\$762,993	\$4,400,251	\$7,630,950	\$10,913,867
FTE	186.2	52.3	4.1	27.8	65.5	46.0
<b>SDSU</b>	\$85,996,367	\$20,349,574	\$3,304,592	\$29,093,297	\$29,311,836	\$29,817,253
FTE	642.1	42.2	33.0	172.4	218.1	102.7
SDSU Extension	\$0	\$0	\$21,125,151	\$0	\$0	\$0
FTE	0.0	0.0	180.4	0.0	0.0	0.0
Ag Experiment Station	\$0	\$57,502,427	\$0	\$0	\$0	\$0
FTE	0.0	244.3	0.0	0.0	0.0	0.0
ADRDL	\$52	\$4,852	\$9,026,929	\$0	\$0	\$500
FTE	0.0	0.0	44.4	0.0	0.0	0.0
<b>USD</b>	\$45,985,539	\$8,188,267	\$10,895,701	\$22,696,223	\$24,718,687	\$25,237,101
FTE	332.9	17.5	80.3	157.1	163.5	146.8
SSOM	\$41,890,574	\$6,506,542	\$10,259,080	\$9,763,250	\$1,627,148	\$1,483,081
FTE	207.2	27.5	54.2	47.4	12.1	6.6
Law School	\$3,908,142	\$0	\$147,129	\$2,526,282	\$29,439	\$0
FTE	20.1	0.0	1.8	12.4	0.0	0.0
<b>SDSD</b>	\$1,784,949	\$0	\$0	\$0	\$901,233	\$426,884
FTE	17.0	0.0	0.0	0.0	7.0	2.0
<b>SDSBVI</b>	\$2,902,805	\$0	\$0	\$33,189	\$594,172	\$498,739
FTE	32.4	0.0	0.0	0.3	7.9	3.0
<b>REGENTS CENTRAL OFFICE</b>						
Executive Director	\$0	\$0	\$0	\$0	\$0	\$6,132,807
FTE	0.0	0.0	0.0	0.0	0.0	27.7
System Support*	\$135,891	\$0	\$3,159,702	\$818,786	\$0	\$27,554,853
FTE	0.0	0.0	0.3	1.0	0.0	37.5
<b>SYSTEM TOTAL</b>	<b>\$264,781,220</b>	<b>\$123,927,400</b>	<b>\$65,871,662</b>	<b>\$83,217,283</b>	<b>\$89,669,343</b>	<b>\$123,106,843</b>
<b>FTE</b>	<b>1,825.7</b>	<b>420.8</b>	<b>433.5</b>	<b>510.7</b>	<b>660.4</b>	<b>506.3</b>

\*System Support includes: Regent Information Systems, System Issues (bonded indebtedness and leases, utilities, Executive Director's system initiatives, maintenance and repair, library initiative, system research initiative grants, and system scholarships), Enrollment Services Center, Electronic University Consortium, and South Dakota Library Network.

Source: FY25 Operating Budgets

	OE of Plant	Scholarships	Auxiliary	Total
<b>BHSU</b>	\$4,818,119	\$123,573	\$6,460,964	\$49,969,060
FTE	48.3	0.0	15.4	336.5
<b>DSU</b>	\$3,388,384	\$1,614,334	\$6,271,222	\$65,558,889
FTE	35.1	0.0	17.6	344.8
<b>NSU</b>	\$4,423,306	\$0	\$4,288,383	\$45,772,645
FTE	35.7	0.0	17.8	321.1
NSU Center for Statewide E-Learning	\$0	\$0	\$0	\$4,142,392
FTE	0.0	0.0	0.0	39.9
<b>SDM</b>	\$5,172,910	\$589,959	\$9,218,596	\$85,161,488
FTE	51.6	0.0	15.0	448.4
<b>SDSU</b>	\$30,078,029	\$5,022,162	\$30,293,489	\$263,266,598
FTE	217.2	0.0	89.5	1517.3
SDSU Extension	\$0	\$0	\$0	\$21,125,151
FTE	0.0	0.0	0.0	180.4
Ag Experiment Station	\$0	\$0	\$0	\$57,502,427
FTE	0.0	0.0	0.0	244.3
ADRDL	\$0	\$0	\$0	\$9,032,333
FTE	0.0	0.0	0.0	44.4
<b>USD</b>	\$14,582,066	\$806,684	\$16,338,687	\$169,448,954
FTE	146.0	0.0	30.9	1074.9
SSOM	\$0	\$0	\$0	\$71,529,675
FTE	0.0	0.0	0.0	355.0
Law School	\$0	\$0	\$0	\$6,610,993
FTE	0.0	0.0	0.0	34.3
<b>SDSD</b>	\$440,275	\$0	\$0	\$3,553,342
FTE	0.0	0.0	0.0	26.0
<b>SDSBVI</b>	\$410,563	\$0	\$0	\$4,439,468
FTE	2.0	0.0	0.0	45.6
<b>REGENTS CENTRAL OFFICE</b>				
Executive Director	\$0	\$0	\$0	\$6,132,807
FTE	0.0	0.0	0.0	27.7
System Support*	\$53,272,722	\$8,806,074	\$0	\$93,748,028
FTE	0.0	0.0	0.0	38.8
<b>SYSTEM TOTAL</b>	<b>\$116,586,374</b>	<b>\$16,962,785</b>	<b>\$72,871,340</b>	<b>\$956,994,250</b>
<b>FTE</b>	<b>535.8</b>	<b>0.0</b>	<b>186.2</b>	<b>5,079.4</b>

## NOTES

### SDSU ADRDL:

Animal Disease Research & Diagnostic Laboratory

### USD SSOM:

Sanford School of Medicine

### System Support includes:

Regent Information Systems, System Issues (bonded indebtedness and leases, utilities, Executive Director's system initiatives, maintenance and repair, library initiative, system research initiative grants, and system scholarships), Enrollment Services Center, Electronic University Consortium, and South Dakota Library Network.



# OPERATING BUDGETS BY PROGRAM

## GENERAL FUNDS ONLY

	Instruction	Research	Public Service	Academic Support	Student Services	Institutional Support
<b>BHSU</b>	\$2,991,211	\$69,091	\$2,000	\$2,505,645	\$3,972,862	\$3,476,672
FTE	31.3	0.5	0.0	21.7	47.2	28.9
<b>DSU</b>	\$2,205,520	\$0	\$0	\$3,225,389	\$3,907,892	\$3,544,434
FTE	15.5	0.0	0.0	27.0	49.3	29.8
<b>NSU</b>	\$4,682,747	\$0	\$0	\$2,710,021	\$4,207,143	\$2,602,068
FTE	46.8	0.0	0.0	26.0	52.5	22.1
NSU Center for Statewide E-Learning	\$0	\$0	\$4,142,392	\$0	\$0	\$0
FTE	0.0	0.0	39.9	0.0	0.0	0.0
<b>SDM</b>	\$9,837,525	\$366,925	\$137,907	\$1,833,920	\$4,365,894	\$4,379,093
FTE	56.5	3.0	1.0	18.0	52.1	35.5
<b>SDSU</b>	\$24,845,770	\$1,308,939	\$0	\$8,346,523	\$10,522,136	\$7,577,549
FTE	225.9	9.6	0.0	96.8	130.4	38.8
SDSU Extension	\$0	\$0	\$10,860,060	\$0	\$0	\$0
FTE	0.0	0.0	114.0	0.0	0.0	0.0
Ag Experiment Station	\$0	\$15,661,647	\$0	\$0	\$0	\$0
FTE	0.0	136.0	0.0	0.0	0.0	0.0
ADRDL	\$0	\$0	\$2,250,674	\$0	\$0	\$0
FTE	0.0	0.0	16.3	0.0	0.0	0.0
<b>USD</b>	\$10,872,862	\$357,197	\$728,885	\$10,480,803	\$10,772,959	\$11,302,966
FTE	87.9	1.1	6.4	97.5	118.0	92.4
SSOM	\$24,488,257	\$0	\$289,106	\$4,887,563	\$1,275,671	\$579,886
FTE	149.4	0.0	2.0	33.0	9.9	5.1
Law School	\$1,189,990	\$0	\$0	\$1,468,362	\$0	\$0
FTE	9.9	0.0	0.0	10.4	0.0	0.0
<b>SDSD</b>	\$1,700,782	\$0	\$0	\$0	\$849,233	\$411,884
FTE	17.0	0.0	0.0	0.0	7.0	2.0
<b>SDSBVI</b>	\$2,510,355	\$0	\$0	\$31,689	\$578,333	\$462,305
FTE	31.6	0.0	0.0	0.3	7.9	3.0
<b>REGENTS CENTRAL OFFICE</b>						
Executive Director	\$0	\$0	\$0	\$0	\$0	\$5,245,846
FTE	0.0	0.0	0.0	0.0	0.0	24.6
System Support	\$0	\$0	\$0	\$0	\$0	\$11,083,068
FTE	0.0	0.0	0.0	0.0	0.0	18.0
<b>SYSTEM TOTAL</b>	<b>\$85,325,020</b>	<b>\$17,763,800</b>	<b>\$18,411,025</b>	<b>\$35,489,913</b>	<b>\$40,452,123</b>	<b>\$50,665,771</b>
<b>FTE</b>	<b>671.6</b>	<b>150.2</b>	<b>179.6</b>	<b>330.7</b>	<b>474.3</b>	<b>300.3</b>

Source: FY25 Operating Budgets

	OE of Plant	Scholarships	Auxiliary	Total
<b>BHSU</b>	\$3,529,996	\$0	\$18,136	\$16,565,613
FTE	44.0	0.0	0.0	173.6
<b>DSU</b>	\$2,820,904	\$0	\$0	\$15,704,139
FTE	32.1	0.0	0.0	153.6
<b>NSU</b>	\$3,293,578	\$0	\$0	\$17,495,557
FTE	33.7	0.0	0.0	181.1
NSU Center for Statewide E-Learning	\$0	\$0	\$0	\$4,142,392
FTE	0.0	0.0	0.0	39.9
<b>SDM</b>	\$4,518,233	\$0	\$0	\$25,439,497
FTE	49.3	0.0	0.0	215.4
<b>SDSU</b>	\$16,729,966	\$0	\$170,812	\$69,501,695
FTE	154.8	0.0	2.4	658.7
SDSU Extension	\$0	\$0	\$0	\$10,860,060
FTE	0.0	0.0	0.0	114.0
Ag Experiment Station	\$0	\$0	\$0	\$15,661,647
FTE	0.0	0.0	0.0	136.0
ADRDL	\$0	\$0	\$0	\$2,250,674
FTE	0.0	0.0	0.0	16.3
<b>USD</b>	\$8,421,770	\$0	\$9,165	\$52,946,607
FTE	85.1	0.0	0.0	488.4
SSOM	\$0	\$0	\$0	\$31,520,482
FTE	0.0	0.0	0.0	199.4
Law School	\$0	\$0	\$0	\$2,658,352
FTE	0.0	0.0	0.0	20.3
<b>SDSD</b>	\$122,819	\$0	\$0	\$3,084,719
FTE	0.0	0.0	0.0	26.0
<b>SDSBVI</b>	\$354,461	\$0	\$0	\$3,937,143
FTE	2.0	0.0	0.0	44.8
<b>REGENTS CENTRAL OFFICE</b>				
Executive Director	\$0	\$0	\$0	\$5,245,846
FTE	0.0	0.0	0.0	24.6
System Support	\$23,569,605	\$7,223,074	\$0	\$41,875,747
FTE	0.0	0.0	0.0	18.0
<b>SYSTEM TOTAL</b>	<b>\$63,361,333</b>	<b>\$7,223,074</b>	<b>\$198,112</b>	<b>\$318,890,170</b>
<b>FTE</b>	<b>401.0</b>	<b>0.0</b>	<b>2.4</b>	<b>2510.1</b>



# BUDGETED SALARIES/FTE BY CATEGORY

## ALL FUNDS

	Non-Instructional Administrator	Instructional Administrator	Faculty	Professional/Technical	Civil Service	Part-time Temporary	Total
<b>BHSU</b>	\$1,207,929	\$1,084,198	\$10,806,707	\$7,603,736	\$4,296,247	\$1,515,487	\$26,514,304
FTE	5.5	10.4	110.4	107.7	89.4	13.1	336.5
<b>DSU</b>	\$1,803,467	\$1,109,177	\$11,256,924	\$10,729,034	\$6,029,028	\$1,370,668	\$32,298,298
FTE	10.1	6.1	91.3	128.5	108.8	0.0	344.8
<b>NSU</b>	\$1,069,772	\$855,546	\$9,623,475	\$7,086,957	\$4,616,764	\$1,148,497	\$24,401,011
FTE	5.8	9.3	105.7	104.2	95.0	1.2	321.1
NSU Center for Statewide E-Learning	\$63,101	\$0	\$2,049,908	\$280,324	\$486,848	\$11,065	\$2,891,245
FTE	0.4	0.0	28.7	2.9	7.9	0.0	39.9
<b>SDM</b>	\$2,037,285	\$1,364,092	\$17,211,571	\$8,997,310	\$6,340,352	\$8,537,848	\$44,488,458
FTE	10.0	7.5	130.8	121.8	128.6	49.7	448.4
<b>SDSU</b>	\$4,308,643	\$7,256,421	\$54,899,231	\$40,353,963	\$27,089,248	\$3,991,348	\$137,898,855
FTE	23.0	40.1	521.3	488.4	442.6	1.8	1,517.3
SDSU Extension	\$189,046	\$274,613	\$2,512,032	\$5,864,688	\$3,242,614	\$19,936	\$12,102,929
FTE	1.3	1.1	23.5	86.0	68.6	0.0	180.4
Ag Experiment Station	\$265,698	\$488,643	\$13,104,620	\$7,771,426	\$2,511,428	\$58,885	\$24,200,700
FTE	1.8	2.2	102.3	83.1	54.8	0.2	244.3
ADRD	\$135,644	\$43,818	\$839,933	\$670,808	\$1,682,249	\$0	\$3,372,453
FTE	0.7	0.2	5.6	8.7	29.2	0.0	44.4
<b>USD</b>	\$4,339,603	\$1,736,492	\$33,938,196	\$27,631,102	\$19,548,470	\$6,316,108	\$93,509,971
FTE	22.9	10.2	303.6	342.1	385.1	11.1	1,074.9
SSOM	\$1,514,666	\$7,024,578	\$18,052,979	\$9,201,093	\$4,530,010	\$1,920,015	\$42,243,341
FTE	4.3	25.1	141.3	94.1	90.2	0.0	355.0
Law School	\$3,637	\$611,059	\$2,350,515	\$809,689	\$360,347	\$280,108	\$4,415,356
FTE	0.0	2.6	18.4	4.9	7.3	1.0	34.3
<b>SDSD</b>	\$132,266	\$78,642	\$914,610	\$472,730	\$1,134,892	\$48,061	\$2,781,201
FTE	1.0	1.0	14.9	9.4	18.0	1.3	45.6
<b>SDSBVI</b>	\$127,246	\$0	\$990,981	\$599,361	\$106,028	\$0	\$1,823,616
FTE	1.0	0.0	15.0	8.0	2.0	0.0	26.0
<b>REGENTS CENTRAL OFFICE</b>							
Executive Director	\$1,612,113	\$0	\$0	\$1,892,105	\$67,343	\$55,980	\$3,627,541
FTE	8.4	0.0	0.0	17.5	1.5	0.3	27.7
System Support	\$190,865	\$0	\$0	\$1,998,302	\$1,965,576	\$3,466	\$4,158,209
FTE	1.0	0.0	0.0	16.2	21.6	0.0	38.8
<b>SYSTEM TOTAL</b>	<b>\$19,000,981</b>	<b>\$21,927,280</b>	<b>\$178,551,682</b>	<b>\$131,962,627</b>	<b>\$84,007,445</b>	<b>\$25,277,472</b>	<b>\$460,727,487</b>
<b>FTE</b>	<b>98.2</b>	<b>115.3</b>	<b>1,606.5</b>	<b>1,622.3</b>	<b>1,558.4</b>	<b>78.9</b>	<b>5,079.5</b>

Source: FY25 Operating Budgets



# BUDGETED SALARIES/FTE BY CATEGORY

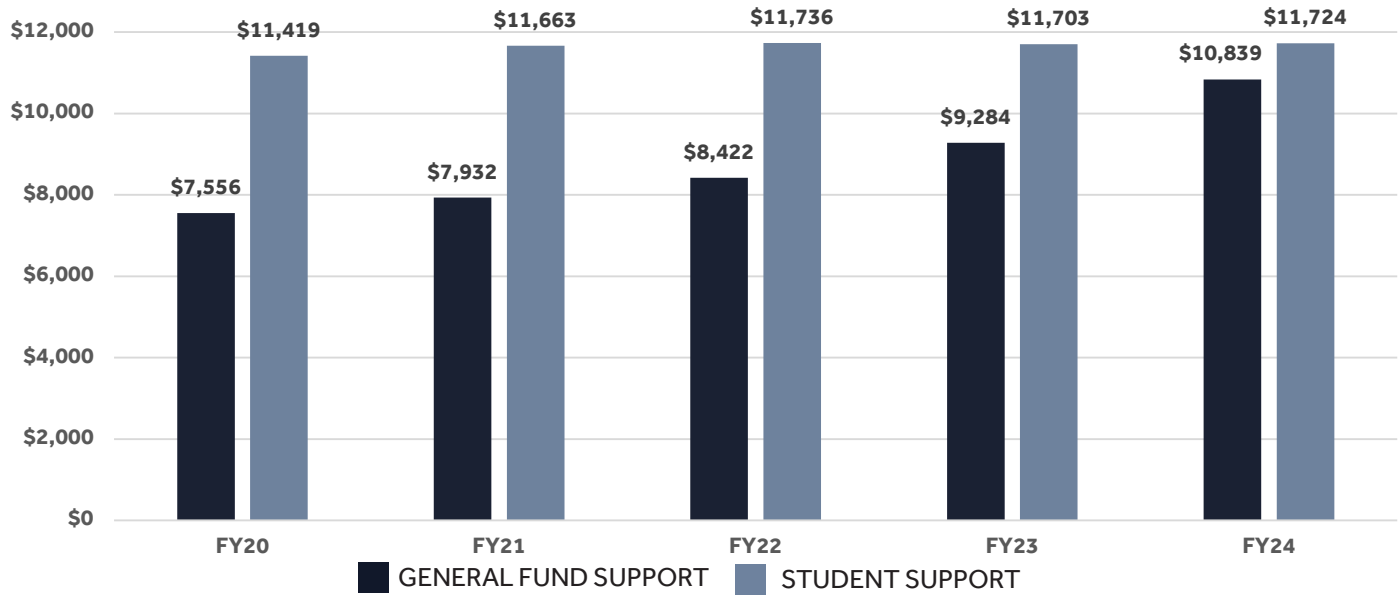
## GENERAL FUNDS

	Non-Instructional Administrator	Instructional Administrator	Faculty	Professional/Technical	Civil Service	Part-time Temporary	Total
<b>BHSU</b>	\$769,545	\$735,246	\$2,160,736	\$4,324,152	\$3,370,134	\$528,850	\$11,888,663
FTE	3.3	5.0	27.4	63.6	70.0	4.3	173.6
<b>DSU</b>	\$1,627,960	\$750,333	\$894,350	\$3,736,148	\$4,291,459	\$177,737	\$11,477,987
FTE	9.2	4.1	7.5	57.0	75.7	0.0	153.6
<b>NSU</b>	\$1,054,334	\$700,136	\$3,320,136	\$4,238,152	\$2,872,546	\$101,667	\$12,286,971
FTE	5.7	6.3	41.9	65.4	61.9	0.0	181.1
NSU Center for Statewide E-Learning	\$63,101	\$0	\$2,049,908	\$280,324	\$486,848	\$11,065	\$2,891,245
FTE	0.4	0.0	28.7	2.9	7.9	0.0	39.9
<b>SDM</b>	\$1,638,648	\$893,157	\$6,267,845	\$4,681,228	\$4,758,841	\$4,557	\$18,244,276
FTE	8.3	4.5	36.7	65.2	100.7	0.0	215.43
<b>SDSU</b>	\$426,978	\$1,667,371	\$14,138,208	\$14,857,028	\$18,084,888	\$587,420	\$49,761,892
FTE	2.5	9.5	147.1	212.3	287.4	0.0	658.8
SDSU Extension	\$143,918	\$208,383	\$1,774,554	\$4,238,900	\$1,943,142	\$4,059	\$8,312,956
FTE	0.9	0.8	16.8	55.3	40.3	0.0	114.01
Ag Experiment Station	\$156,135	\$352,212	\$7,386,088	\$2,574,770	\$1,705,642	\$25,203	\$12,200,050
FTE	0.8	1.5	70.1	27.4	36.2	0.0	136.0
ADRD	\$135,644	\$43,818	\$839,933	\$82,528	\$525,305	\$0	\$1,627,230
FTE	0.7	0.2	5.6	0.9	8.9	0.0	16.3
<b>USD</b>	\$3,129,542	\$786,383	\$9,247,002	\$13,134,910	\$11,009,981	\$860,387	\$38,168,204
FTE	16.3	3.8	88.2	173.4	206.8	0.0	488.4
SSOM	\$1,363,880	\$5,137,286	\$10,057,547	\$2,050,162	\$3,217,011	\$16,583	\$21,842,469
FTE	3.3	17.3	89.1	23.1	66.6	0.0	199.4
Law School	\$0	\$533,339	\$736,600	\$278,814	\$354,012	\$44,706	\$1,947,471
FTE	0.0	2.4	5.7	3.9	7.2	1.0	20.3
<b>SDSD</b>	\$127,246	\$0	\$987,619	\$599,361	\$106,028	\$0	\$1,820,254
FTE	1.0	0.0	15.0	8.0	2.0	0.0	26.0
<b>SDSBVI</b>	\$132,266	\$78,642	\$914,610	\$423,690	\$924,293	\$48,061	\$2,521,562
FTE	1.0	1.0	14.9	8.6	18.0	1.3	44.8
<b>REGENTS CENTRAL OFFICE</b>							
Executive Director	\$1,603,646	\$0	\$0	\$1,678,717	\$67,166	\$55,980	\$3,405,509
FTE	8.4	0.0	0.0	14.5	1.5	0.3	24.6
System Support	\$0	\$0	\$0	\$583,181	\$922,283	\$0	\$1,505,464
FTE	0.0	0.0	0.0	6.0	12.0	0.0	18.0
<b>SYSTEM TOTAL</b>	<b>\$12,372,844</b>	<b>\$11,886,305</b>	<b>\$60,775,136</b>	<b>\$57,762,065</b>	<b>\$54,639,579</b>	<b>\$2,466,274</b>	<b>\$199,902,203</b>
<b>FTE</b>	<b>61.6</b>	<b>56.4</b>	<b>594.6</b>	<b>787.5</b>	<b>1,003.3</b>	<b>6.8</b>	<b>2,510.3</b>

Source: FY25 Operating Budgets

## SUPPORT PER STUDENT FTE

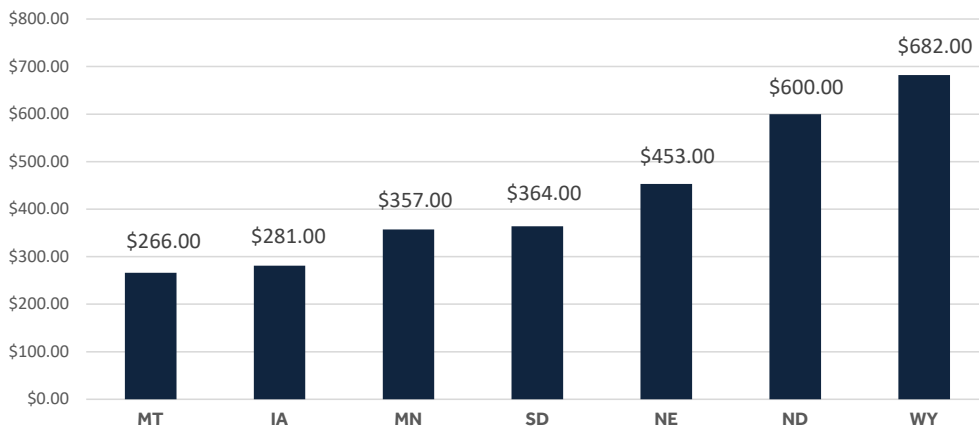
### GENERAL FUND VS. STUDENT SUPPORT | FY19-FY23



Note: Student Support includes Tuition, Required Student Fees, Special Discipline Fees, and Other Fees and Charges. General Fund support includes General Fund appropriations of the six universities and the Office of the Executive Director. Not included in the calculations are NSU Center for Statewide E-Learning, Animal Disease Research and Diagnostic Lab, Agriculture Experiment Station, and SDSU Extension.

## APPROPRIATIONS OF STATE TAX FUNDS FOR POSTSECONDARY EDUCATION

### OPERATIONAL EXPENSES FOR HIGHER EDUCATION PER CAPITA FY23



Education appropriations are a measure of state and local support available for public higher education operating expenses and student financial aid, excluding appropriations for research, hospitals, and medical education. Education appropriations include federal stimulus funding.

**Note:**

The U.S. calculation does not include the District of Columbia. Data for the District of Columbia are not available prior to 2011.

Adjustment factors to arrive at constant dollar figures include Cost of Living Index (COLI), Enrollment Mix Index (EMI), and Higher Education Cost Adjustment (HECA). The COLI is not a measure of inflation over time.

Data includes information from two-year and four-year public institutions.

### EDUCATIONAL APPROPRIATIONS PER FTE (Constant Adjusted Dollars)

	FY2018	FY2022	FY2023	1 Year % Change	5 Year % Change
Iowa	\$6,440	\$7,128	\$6,981	-2.1%	8.4%
Minnesota	\$9,042	\$10,115	\$9,746	-3.6%	7.8%
Montana	\$6,450	\$7,105	\$7,213	1.5%	11.8%
Nebraska	\$11,429	\$12,845	\$13,046	1.6%	14.1%
North Dakota	\$8,930	\$9,298	\$8,813	-5.2%	-1.3%
<b>South Dakota</b>	<b>\$7,364</b>	<b>\$8,261</b>	<b>\$9,644</b>	<b>16.7%</b>	<b>31.0%</b>
Wyoming	\$19,466	\$18,032	\$18,531	2.8%	-4.8%

Source: University FY25 Operating Budgets and Comprehensive Annual Financial Report (ACFR)

## MAINTENANCE AND REPAIR GOAL

The Board of Regents' goal is to increase the level of maintenance and repair funding for academic facilities at the six universities for maintenance so they are safe, efficient, comfortable, welcoming and appropriate for a contemporary education. The goal is to reach an annual investment of 2% of the building replacement values.

FISCAL YEAR	REPLACEMENT VALUE	M&R ALLOCATED	% OF BUILDING REPLACEMENT VALUE
FY21	\$1,869,966,472	\$28,421,550	1.5%
FY22	\$1,821,508,698	\$31,279,399	1.7%
FY23	\$1,962,924,587	\$30,741,861	1.6%
FY24	\$1,955,699,305	\$34,773,116	1.8%
FY25	\$2,134,341,440	\$36,361,992	1.7%

Ref: M&R Fee Lists - Board Items, HEFF M&R Lists - Board Items & HEFF M&R Replacement Values History 1997-2024

## ACADEMIC BUILDINGS

### REPLACEMENT VALUES AS OF OCTOBER 2024

	GROSS AREA IN SQ. FT.	REPLACEMENT VALUE
BHSU	539,079	\$185,723,027
DSU	372,552	\$121,516,930
NSU	669,755	\$225,409,047
SDM	636,948	\$234,708,156
SDSU	2,787,146	\$953,822,991
USD	1,875,518	\$654,590,233
BHSU-RC	58,795	\$20,385,000
USD-SF	139,761	\$47,821,424
SDSBVI	44,956	\$15,408,393
SDSD	43,021	\$6,133,725
<b>SYSTEM</b>	<b>7,167,531</b>	<b>\$2,465,518,926</b>

## REVENUE BUILDINGS

### REPLACEMENT VALUES AS OF OCTOBER 2024

	GROSS AREA IN SQ. FT.	REPLACEMENT VALUE
BHSU	299,705	\$79,706,359
DSU	348,959	\$97,911,496
NSU	269,216	\$74,214,743
SDM	271,813	\$76,753,240
SDSU	1,469,880	\$444,584,815
USD	703,509	\$188,978,963
<b>SYSTEM</b>	<b>3,363,082</b>	<b>\$962,149,616</b>

**Note:** Tables use the insurance values determined by the Office of Risk Management in CY2024, increased for inflation using the Construction Cost Index of 3.5%

**Source:** University data provided to Regents Information Systems-August 2024 Inventory of Buildings Report and statement of values.





# CAMPUS HOUSING UTILIZATION | FALL 2024

Capacity adjusted for permanent changes, including changing rooms to alternate uses and offering doubles as singles.

BLACK HILLS STATE UNIVERSITY - CURRENT CAPACITY 869								
Room Type	Singles	Doubles	Triples	Quads	Quints	Other	Students	Utilization %
Traditional	75	207	0	0	0	0	451	92.23%
Suite-Style	4	96	0	0	0	0	183	93.37%
Apartments	62	61	0	0	0	0	161	87.50%
Leased Property*	0	0	0	0	0	0	0	0.00%
Overflow †							0	
<b>Total</b>	<b>141</b>	<b>364</b>	<b>0</b>	<b>0</b>	<b>0</b>	<b>0</b>	<b>795</b>	<b>91.48%</b>
DAKOTA STATE UNIVERSITY - CURRENT CAPACITY 897								
Room Type	Singles	Doubles	Triples	Quads	Quints	Other	Students	Utilization %
Traditional	92	294	1	0	0	0	640	93.70%
Suite-Style	0	0	0	19	0	0	75	98.68%
Apartments	0	0	0	8	8	11	138	100.00%
Leased Property*	0	0	0	0	0	0	0	0.00%
Overflow †							0	
<b>Total</b>	<b>92</b>	<b>294</b>	<b>1</b>	<b>27</b>	<b>8</b>	<b>11</b>	<b>853</b>	<b>95.09%</b>
NORTHERN STATE UNIVERSITY - CURRENT CAPACITY 685								
Room Type	Singles	Doubles	Triples	Quads	Quints	Other	Students	Utilization %
Traditional	92	70	2	0	0	0	214	89.92%
Suite-Style	7	33	9	86	0	0	348	78.38%
Apartments	3	0	0	0	0	0	0	0.00%
Leased Property*	0	0	0	0	0	0	0	0.00%
Overflow †							0	
<b>Total</b>	<b>102</b>	<b>103</b>	<b>11</b>	<b>86</b>	<b>0</b>	<b>0</b>	<b>562</b>	<b>82.04%</b>
SOUTH DAKOTA SCHOOL OF MINES AND TECHNOLOGY - CURRENT CAPACITY 1,091								
Room Type	Singles	Doubles	Triples	Quads	Quints	Other	Students	Utilization %
Traditional	35	198	15	0	0	0	435	91.39%
Suite-Style	94	56	0	40	0	0	344	93.99%
Apartments	0	0	0	0	0	0	0	0.00%
Leased Property*	249	0	0	0	0	0	245	98.39%
Overflow †							0	
<b>Total</b>	<b>378</b>	<b>254</b>	<b>15</b>	<b>40</b>	<b>0</b>	<b>0</b>	<b>1,024</b>	<b>93.86%</b>
SOUTH DAKOTA STATE UNIVERSITY - CURRENT CAPACITY 4,754								
Room Type	Singles	Doubles	Triples	Quads	Quints	Other	Students	Utilization %
Traditional	280	1,702	3	0	0	0	3,528	95.53%
Suite-Style	0	227	0	0	0	0	440	96.92%
Apartments	26	17	10	128	1	0	577	95.06%
Leased Property*	0	0	0	0	0	0	0	0.00%
Overflow †							0	
<b>Total</b>	<b>306</b>	<b>1,946</b>	<b>13</b>	<b>128</b>	<b>1</b>	<b>0</b>	<b>4,545</b>	<b>95.60%</b>
UNIVERSITY OF SOUTH DAKOTA - CURRENT CAPACITY 2,128								
Room Type	Singles	Doubles	Triples	Quads	Quints	Other	Students	Utilization %
Traditional	56	687	16	0	0	0	1,401	94.79%
Suite-Style	0	53	0	77	0	0	410	99.03%
Apartments	0	22	0	48	0	0	227	96.19%
Leased Property*	0	0	0	0	0	0	0	0.00%
Overflow †							0	
<b>Total</b>	<b>56</b>	<b>762</b>	<b>16</b>	<b>125</b>	<b>0</b>	<b>0</b>	<b>2,038</b>	<b>95.77%</b>

**NOTES:**

\* LEASED PROPERTY - This is property leased and managed by campus Residence Life offices.

† OVERFLOW - Refers to students assigned to spaces not designed or planned as sleeping rooms.

**CAMPUS HOUSING UTILIZATION**

	FALL 2020*	FALL 2021*	FALL 2022*	FALL 2023	FALL 2024
BHSU	77.56%	86.63%	91.66%	91.24%	91.48%
DSU	94.72%	83.06%	86.65%	96.32%	95.09%
NSU	61.38%	64.13%	61.40%	64.67%	82.04%
SDM	84.84%	94.90%	99.27%	96.43%	93.86%
SDSU	85.97%	85.66%	87.60%	95.55%	95.60%
USD	85.71%	87.11%	99.65%	93.89%	95.77%
System	83.58%	85.02%	87.71%	89.68%	94.18%

\* This figures is based on the designed capacity. It does not take into account rooms that were set aside for isolation or spacing.

**CAMPUS FUNDED SD BUILDING AUTHORITY LEASES AS OF JUNE 30, 2024**

INSTITUTION	SERIES	RETIREMENT DATE	ORIGINAL BOND ISSUE	PRINCIPAL OUTSTANDING	INTEREST & FEES OUTSTANDING	TOTAL AMOUNT OUTSTANDING
<b>BLACK HILLS STATE UNIVERSITY</b>						
Infrastructure Upgrades	Series 2007	6/1/27	\$648,000	\$126,734	\$13,648	\$140,382
<b>DAKOTA STATE UNIVERSITY</b>						
Infrastructure Upgrades	Series 2007	6/1/27	\$380,000	\$74,318	\$8,003	\$82,321
<b>SOUTH DAKOTA SCHOOL OF MINES &amp; TECHNOLOGY</b>						
Infrastructure Upgrades	Series 2007	6/1/27	\$400,000	\$78,231	\$8,424	\$86,655
<b>SOUTH DAKOTA STATE UNIVERSITY</b>						
Infrastructure Upgrades	Series 2007	6/1/27	\$4,862,000	\$950,892	\$102,398	\$1,053,290
Cow/Calf	Series 2013B	6/1/38	\$1,902,302	\$1,335,367	\$611,013	\$1,946,380
Football Stadium	Series 2014A	6/1/39	\$33,910,000	\$26,080,000	\$12,775,155	\$38,855,155
Precision Ag Building	Series 2018	6/1/40	\$18,500,000	\$14,080,000	\$7,104,794	\$21,184,794
SUBTOTAL			\$59,174,302	\$42,446,259	\$20,593,360	\$63,039,619
<b>UNIVERSITY OF SOUTH DAKOTA</b>						
Dakota Dome Roof	Series 2000	9/1/24	\$6,505,000	\$485,000	\$21,419	\$506,419
Infrastructure Upgrades	Series 2007	6/1/27	\$2,300,000	\$449,825	\$48,440	\$498,265
Arena	Series 2013B/C	6/1/33	\$21,260,371	\$12,130,476	\$3,704,323	\$15,834,799
Dakota Dome Renovation	Series 2018	6/1/39	\$12,925,000	\$10,095,000	\$4,664,391	\$14,759,391
SUBTOTAL			\$42,990,371	\$23,160,301	\$8,438,573	\$31,598,874
<b>GRAND TOTAL</b>			<b>\$103,592,673</b>	<b>\$65,885,843</b>	<b>\$29,062,008</b>	<b>\$94,947,851</b>

Source: South Dakota Building Authority Bond Schedules

# AUXILIARY SYSTEM DEBT AS OF JUNE 30, 2023

INSTITUTION	SERIES	RETIREMENT DATE	ORIGINAL BOND ISSUE	PRINCIPAL OUTSTANDING	INTEREST & FEES OUTSTANDING	TOTAL AMOUNT OUTSTANDING
<b>BLACK HILLS STATE UNIVERSITY</b>						
Parking Lot Improvement	Series 2006	4/1/2026	\$1,270,000	\$180,000	\$10,584	\$190,584
Student Union Expansion	Series 2007	10/1/2028	\$8,150,000	\$2,660,000	\$266,362	\$2,926,362
Refinance of Series 2004A	Series 2014B	4/1/2026	\$1,825,000	\$370,000	\$28,000	\$398,000
Refinance of Series 2014A	Series 2023A	4/1/2039	\$5,615,000	\$5,305,000	\$2,358,500	\$7,663,500
			\$16,860,000	\$8,515,000	\$2,663,446	\$11,178,446
<b>DAKOTA STATE UNIVERSITY</b>						
Existing Residence Hall Renovations	Series 2007	10/1/2028	\$390,000	\$125,000	\$12,125	\$137,125
Residence Hall Renovations	Series 2008A	4/1/2028	\$4,770,000	\$1,265,000	\$124,936	\$1,389,936
Refinance of Series 2004A	Series 2014B	4/1/2025	\$1,695,000	\$190,000	\$9,500	\$199,500
Renovation of Trojan Center and Renovations of Hospital	Series 2015	4/1/2040	\$10,920,000	\$8,665,000	\$4,062,100	\$12,727,100
New Residence Hall	Series 2019A	4/1/2044	\$11,620,000	\$11,065,000	\$4,476,750	\$15,541,750
			\$29,395,000	\$21,310,000	\$8,685,411	\$29,995,411
<b>NORTHERN STATE UNIVERSITY</b>						
Kramer Hall Renovation	Series 2008B	4/1/2028	\$1,095,000	\$315,000	\$36,628	\$351,628
Refinance of Series 2004A	Series 2014B	4/1/2029	\$3,770,000	\$1,535,000	\$238,750	\$1,773,750
New Residence Hall (Wolves Memorial Suites)	Series 2016	4/1/2041	\$6,785,000	\$5,480,000	\$2,309,350	\$7,789,350
Advanced Refinancing of Series 2009	Series 2017	4/1/2034	\$915,000	\$680,000	\$198,500	\$878,500
Advanced Refinancing of Series 2011	Series 2019B	4/1/2036	\$4,590,000	\$3,745,000	\$842,100	\$4,587,100
			\$17,155,000	\$11,755,000	\$3,625,328	\$15,380,328
<b>SOUTH DAKOTA MINES</b>						
Surbeck Center Renovation	Series 2008B	4/1/2028	\$4,135,000	\$1,180,000	\$137,183	\$1,317,183
Refinance of Series 2003	Series 2014B	4/1/2033	\$6,470,000	\$3,700,000	\$985,000	\$4,685,000
Advanced Refunding of 2009 and Placer Hall	Series 2017	4/1/2042	\$16,715,000	\$13,400,000	\$5,260,350	\$18,660,350
Advanced Refunding of Series 2014A	Series 2023A	4/1/2039	\$4,855,000	\$4,585,000	\$2,038,000	\$6,623,000
			\$32,175,000	\$22,865,000	\$8,420,533	\$31,285,533
<b>SOUTH DAKOTA STATE UNIVERSITY</b>						
Residence Hall, Food Service, Wellness Center	Series 2006	4/1/2026	\$7,745,000	\$1,105,000	\$65,464	\$1,170,464
Refinance of Series 2005A	Series 2015	4/1/2030	\$1,940,000	\$955,000	\$154,250	\$1,109,250
Wellness Center Addition and Parking	Series 2016	4/1/2041	\$12,840,000	\$10,360,000	\$4,369,850	\$14,729,850
Advanced Refunding of 2009 and New Apartments	Series 2017	4/1/2042	\$38,140,000	\$29,940,000	\$11,010,800	\$40,950,800
Refinance of Series 2011	Series 2021	4/1/2036	\$38,285,000	\$32,395,000	\$7,932,450	\$40,327,450
			\$98,950,000	\$74,755,000	\$23,532,814	\$98,287,814
<b>UNIVERSITY OF SOUTH DAKOTA</b>						
Refinance of Series 2003	Series 2013A	4/1/2028	\$11,990,000	\$3,930,000	\$328,850	\$4,258,850
Refinance of Series 2005A	Series 2015	4/1/2030	\$9,665,000	\$4,775,000	\$772,100	\$5,547,100
Advanced Refunding of Series 2009	Series 2017	4/1/2039	\$32,490,000	\$26,175,000	\$9,557,300	\$35,732,300
Refinance of Series 2014A	Series 2023A	4/1/2038	\$4,855,000	\$3,580,000	\$1,484,500	\$5,064,500
			\$59,000,000	\$38,460,000	\$12,142,750	\$50,602,750
<b>GRAND TOTAL</b>			<b>\$253,535,000</b>	<b>\$177,660,000</b>	<b>\$59,070,281</b>	<b>\$236,730,281</b>



# SOUTH DAKOTA BUILDING AUTHORITY HEFF SUPPORTED LEASES

## AS OF JUNE 30, 2024

INSTITUTION	SERIES	RETIREMENT DATE	ORIGINAL BOND ISSUE	PRINCIPAL OUTSTANDING	INTEREST & FEES OUTSTANDING	TOTAL AMOUNT OUTSTANDING
<b>BLACK HILLS STATE UNIVERSITY</b>						
Academic Facility	Series 2002	9/1/26	\$2,500,000	\$487,500	\$54,658	\$542,158
Woodburn Hall	Series 2010A	6/1/27	\$5,400,000	\$921,315	\$117,986	\$1,039,302
M&R Bond	Series 2011	6/1/26	\$1,172,080	\$201,565	\$15,431	\$216,996
Jonas Science	Series 2013B	6/1/38	\$1,188,934	\$835,329	\$382,674	\$1,218,004
Infrastructure Upgrade	Series 2013B	6/1/38	\$3,804,588	\$2,673,047	\$1,165,201	\$3,838,248
M&R Bond	Series 2020C	6/1/45	\$2,166,990	\$1,987,470	\$1,076,736	\$3,064,206
BHSU Library Renovation	Series 2022A	6/1/46	\$2,618,330	\$2,481,050	\$1,412,029	\$3,893,079
			<u>\$18,850,921</u>	<u>\$9,587,276</u>	<u>\$4,224,716</u>	<u>\$13,811,992</u>
<b>DAKOTA STATE UNIVERSITY</b>						
Technology Building	Series 2002	9/1/26	\$2,500,000	\$487,500	\$54,658	\$542,158
Infrastructure Upgrade	Series 2010A	6/1/27	\$3,000,000	\$511,842	\$65,548	\$577,390
Infrastructure Upgrade	Series 2013B	6/1/38	\$1,212,712	\$852,016	\$371,400	\$1,223,415
Beacom Technology Building	Series 2015	6/1/40	\$5,421,928	\$4,171,097	\$2,176,688	\$6,347,786
M&R Bond	Series 2020C	6/1/45	\$2,166,990	\$1,987,470	\$1,076,736	\$3,064,206
			<u>\$14,301,630</u>	<u>\$8,009,925</u>	<u>\$3,745,030</u>	<u>\$11,754,955</u>
<b>NORTHERN STATE UNIVERSITY</b>						
Technology Center	Series 2005C	9/1/29	\$6,940,000	\$2,490,000	\$438,866	\$2,928,866
Lincoln & Graham Hall Renovations	Series 2010A	6/1/27	\$3,000,000	\$511,842	\$65,548	\$577,390
M&R Bond	Series 2011	6/1/26	\$1,455,440	\$250,295	\$19,161	\$269,456
Johnson Fine Arts	Series 2013B	6/1/38	\$4,755,734	\$3,341,317	\$1,530,698	\$4,872,014
Infrastructure Upgrade	Series 2013B	6/1/38	\$570,688	\$400,963	\$174,783	\$575,746
			<u>\$16,721,863</u>	<u>\$6,994,417</u>	<u>\$2,229,056</u>	<u>\$9,223,473</u>
<b>SOUTH DAKOTA MINES</b>						
Library Renovation & Infrastructure Upgrade	Series 2003A	9/1/28	\$2,040,000	\$596,989	\$98,012	\$695,002
Infrastructure Upgrade	Series 2013B	6/1/38	\$2,606,142	\$1,831,036	\$798,162	\$2,629,199
Chemistry Building Remodel	Series 2015	6/1/40	\$5,458,072	\$4,198,903	\$2,191,198	\$6,390,101
M&R Bond	Series 2020C	6/1/45	\$3,469,309	\$3,181,901	\$1,723,834	\$4,905,734
			<u>\$13,573,523</u>	<u>\$9,808,829</u>	<u>\$4,811,207</u>	<u>\$14,620,035</u>
<b>SOUTH DAKOTA STATE UNIVERSITY</b>						
Shepard Hall	Series 2007	6/1/32	\$24,000,000	\$10,667,634	\$2,774,548	\$13,442,182
M&R Bond	Series 2011	6/1/26	\$5,628,560	\$967,955	\$74,101	\$1,042,056
Headhouse-Greenhouse Bldg/Architecture Bldg/Cow-Calf Bldg	Series 2013B	6/1/38	\$11,318,648	\$7,952,306	\$3,643,048	\$11,595,354
Infrastructure Upgrade	Series 2013B	6/1/38	\$6,658,028	\$4,677,832	\$2,039,102	\$6,716,934
Performing Arts Center	Series 2017	6/1/42	\$11,500,000	\$9,405,000	\$5,380,155	\$14,785,155
M&R Bond	Series 2020C	6/1/45	\$8,672,209	\$7,953,777	\$4,309,056	\$12,262,833
			<u>\$67,777,445</u>	<u>\$41,624,504</u>	<u>\$18,220,010</u>	<u>\$59,844,513</u>
<b>UNIVERSITY OF SOUTH DAKOTA</b>						
Lee Medical Building	Series 2003A	9/1/28	\$12,500,000	\$3,658,011	\$600,564	\$4,258,574
Business School and Slagle Hall	Series 2007	6/1/32	\$10,000,000	\$4,444,841	\$1,156,060	\$5,600,901
M&R Bond	Series 2011	6/1/26	\$4,623,920	\$795,185	\$60,875	\$856,060
Science-Health Center / Patterson Hall	Series 2013B	6/1/38	\$14,452,677	\$10,154,217	\$4,651,771	\$14,805,988
Infrastructure Upgrade	Series 2013B	6/1/38	\$7,609,175	\$5,346,094	\$2,330,402	\$7,676,496
M&R Bond	Series 2020C	6/1/45	\$4,769,503	\$4,374,383	\$2,369,875	\$6,744,258
Health Sciences Bldg	Series 2022A	6/1/46	\$6,536,670	\$6,193,950	\$3,525,136	\$9,719,086
			<u>\$60,491,945</u>	<u>\$34,966,980</u>	<u>\$14,694,682</u>	<u>\$49,661,363</u>
<b>UNIVERSITY OF SOUTH DAKOTA- SIOUX FALLS</b>						
Gear Building	Series 2006C	9/1/26	\$2,000,000	\$440,000	\$48,402	\$488,402
Classroom Building	Series 2007	6/1/32	\$7,700,000	\$3,422,525	\$890,165	\$4,312,690
Science and Technology Building (Refinance of Series 2010B)	Series 2022B	6/1/35	\$9,259,000	\$9,139,000	\$1,751,986	\$10,890,986
			<u>\$18,959,000</u>	<u>\$13,001,525</u>	<u>\$2,690,553</u>	<u>\$15,692,078</u>
<b>BLACK HILLS STATE UNIVERSITY - RAPID CITY</b>						
Classroom Building	Series 2009	6/1/34	\$13,585,000	\$6,980,000	\$3,039,761	\$10,019,761
<b>GRAND TOTAL</b>			<b>\$224,261,327</b>	<b>\$130,973,157</b>	<b>\$53,655,014</b>	<b>\$184,628,171</b>

# South Dakota PUBLIC UNIVERSITIES



**NAMED THE MOST AFFORDABLE STATE**  
TO GET A COLLEGE DEGREE  
BY FORBES BUSINESS

**900+** DEGREE PROGRAMS  
ACROSS **SIX** UNIVERSITIES



ON AVERAGE, SOUTH DAKOTA STUDENTS HOLD THE NATION'S  
**2<sup>ND</sup> LOWEST STUDENT LOAN BALANCE!**  
ACCORDING TO NEW YORK FED ECONOMIC RESEARCH



SOUTH DAKOTA'S PUBLIC UNIVERSITIES HAVE THE  
**HIGHEST RETURN ON INVESTMENT**  
IN THE COUNTRY  
REPORTED BY UNIVERSITY BUSINESS



STUDENTS REPRESENTED FROM  
**ALL 50 STATES**  
AND 75+ COUNTRIES FROM  
ACROSS THE GLOBE



That's a lot  
of alumni  
connections!

SOUTH DAKOTA'S UNIVERSITY SYSTEM  
**IS HOME TO**  
**36,000 STUDENTS**

## EXPLORE OUR SCHOOLS

- BLACK HILLS STATE UNIVERSITY | SPEARFISH • SOUTH DAKOTA MINES | RAPID CITY
- DAKOTA STATE UNIVERSITY | MADISON • SOUTH DAKOTA STATE UNIVERSITY | BROOKINGS
- NORTHERN STATE UNIVERSITY | ABERDEEN • UNIVERSITY OF SOUTH DAKOTA | VERMILLION



SOUTH DAKOTA  
LEARN MORE AT : **BOARD of REGENTS**  
**SDBOR.EDU** :



## Need Additional Information?

Contact the BOR office for more information  
South Dakota Board of Regents | 605-773-3455 | [info@sdbor.edu](mailto:info@sdbor.edu)